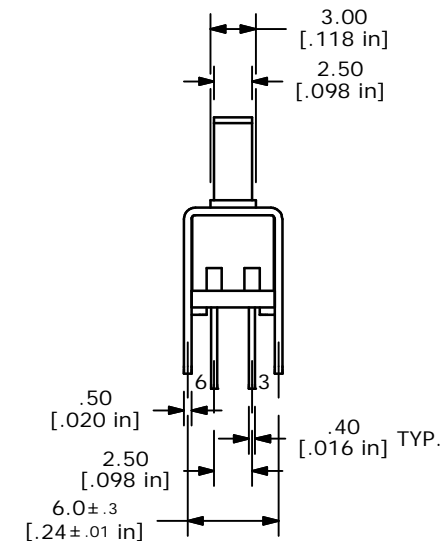
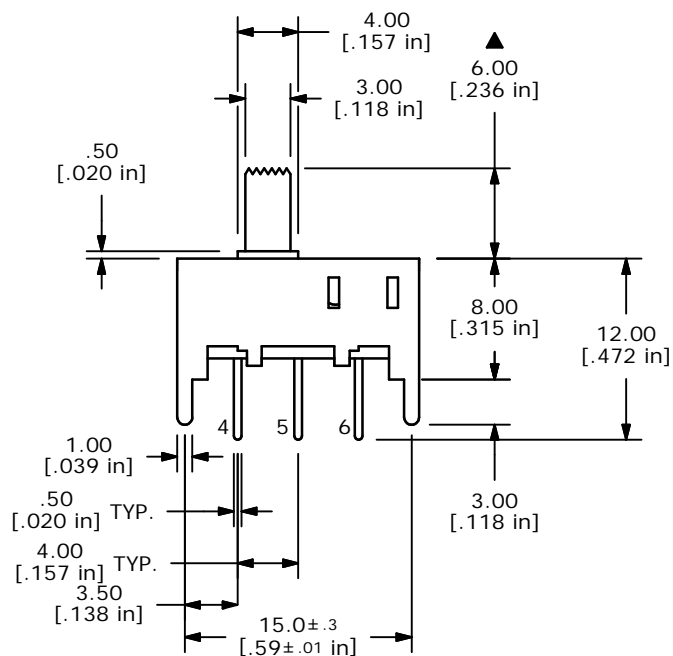
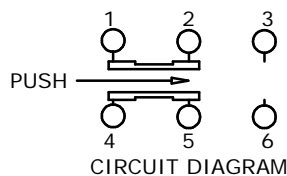


ISOMETRIC



- NOTES:
1. ALL DIMENSIONS IN MM
 2. GENERAL TOLERANCE: X.X=±0.4
X.XX=±0.25
 3. TERM. NOS. FOR REFERENCE ONLY.
 4. RATING: 0.2A, 30VDC RESISTIVE LOAD
 5. OPERATING FORCE: 200 ± 100 GF
 6. ▲ DENOTES CRITICAL PARAMETER

E-SWITCH®

D	14648	REVISED AND REDRAWN	1/31/05	AR
REV	PCR NO	DESCRIPTION	DATE	BY

TITLE EG2201A				
SCALE	DATE	DR	DWG	REV
2:1	6/1/94	MM	P040071	D

THE INFORMATION CONTAINED IN THIS DOCUMENT IS PROPRIETARY TO E-SWITCH AND IS NOT TO BE COPIED OR TRANSFERRED