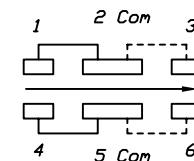
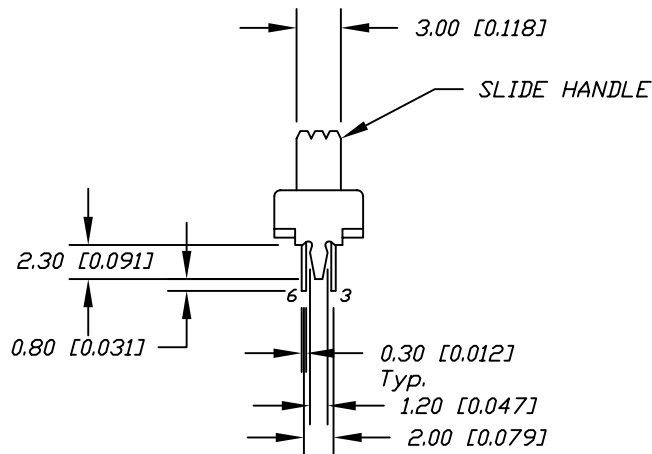
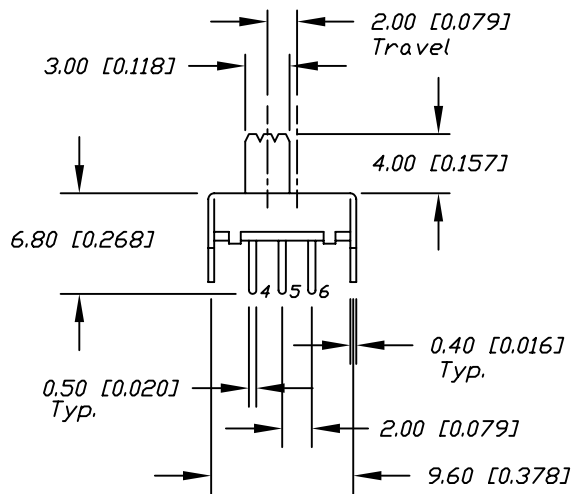


RECOMMEND P.C.B. LAYOUT



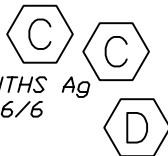
CIRCUIT: DPDT

CONTACT CONFIGURATION

SWITCH FUNCTION	
POS. 1	POS. 2
2-1,5-4	2-3,5-6

NOTES:

1. ALL DIMENSIONS IN MM(IN)
2. TERM. NOS. FOR REF ONLY
3. RATING: 0.2A @30VDC
4. 2002/95/EC (ROHS) COMPLIANT
5. TERMINAL PLATING: >40 MILLIONTHS Ag
6. SLIDE HANDLE: UL94HB, NYLON 6/6



REV.	DESCRIPTION	DATE	CHKD
D	ADDED NOTE 6 AND CALLOUT	6/28/05	JB
C	ADDED NOTES 3 & 4	6/23/05	JB
B	REVISED & REDRAWN	7/14/97	

THE INFORMATION CONTAINED IN THIS DOCUMENT IS PROPRIETARY TO E-SWITCH AND IS NOT TO BE COPIED OR TRANSFERRED

TOLERANCES	±0.4	±0.25
	0.0	0.00

**E-SWITCH®**

TITLE				
EG 2207 -Non Shorting				
SCALE	DATE	DR	DWG	REV
2:1	5/11/97	MM	P040100	D