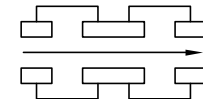
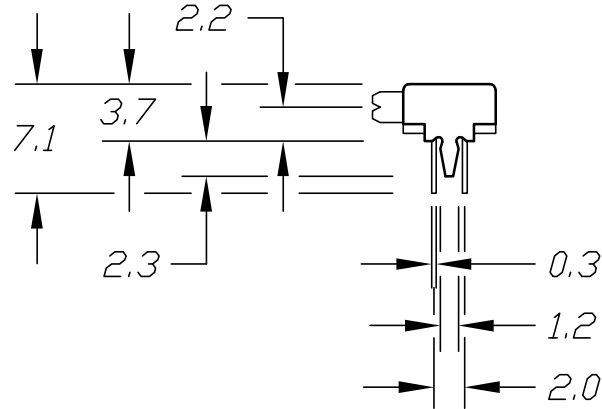
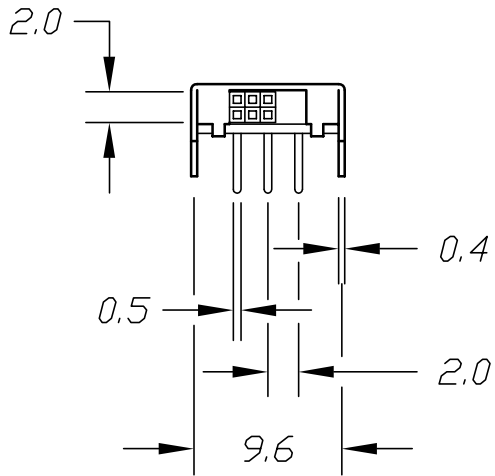


P.C.B. MOUNTING HOLES



CONTACT CONFIGURATION

NOTES:

1. ALL DIMENSIONS IN MM
2. TERM. NOS. FOR REF ONLY

TOLERANCES	±0.3	±0.3	±0.3
	0.0	0.0	0.00

E-SWITCH

TITLE

EG 2211A

REV.	DESCRIPTION	DATE	CHKD
------	-------------	------	------

THE INFORMATION CONTAINED IN THIS DOCUMENT IS PROPRIETARY TO E-SWITCH AND IS NOT TO BE COPIED OR TRANSFERRED

SCALE

2:1

DATE

5/11/94

DR

JL

DWG

P040141