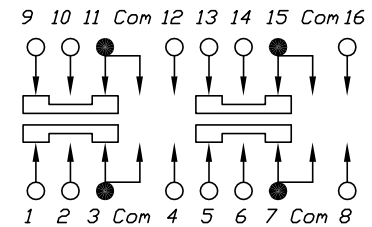
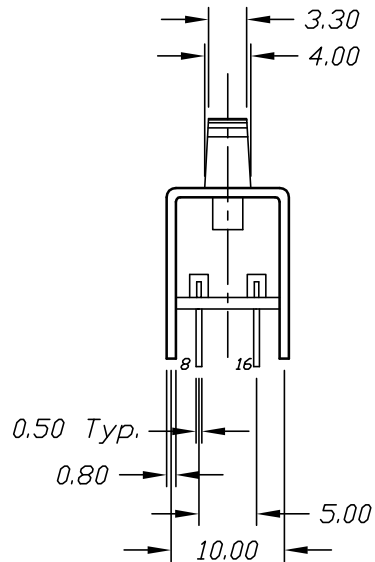
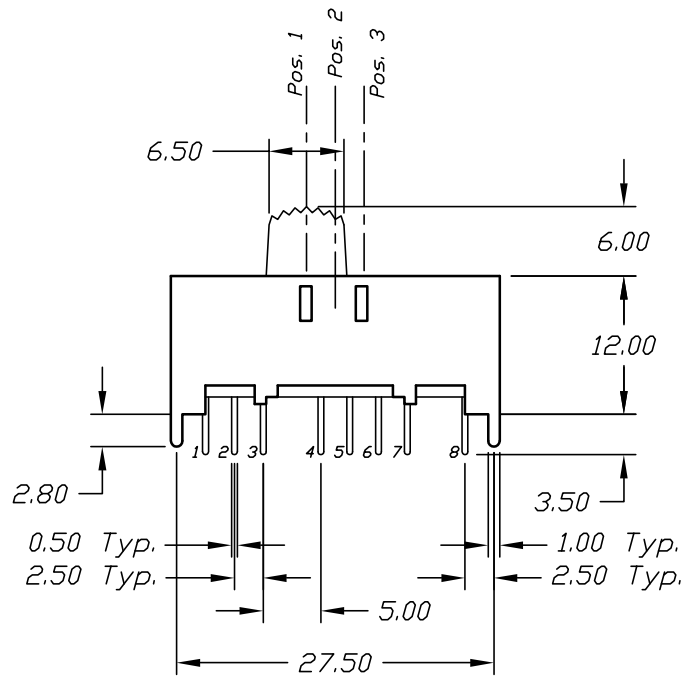


RECOMMEND P.C.B. LAYOUT



CIRCUIT: 4P3T

CONTACT CONFIGURATION

SWITCH FUNCTION		
POS. 1	POS. 2	POS. 3
3-1,7-5 11-9,15-13	3-2,7-6 11-10,15-14	3-4,7-8 11-12,15-16

NOTES:

1. ALL DIMENSIONS IN MM
2. TERM. NOS. FOR REF ONLY
3. RATING: 0.3A, @30V DC
4. TRAVEL TO MAKE: 2.50mm

				E-SWITCH®					
				TITLE EG 4305					
B	REVISED & REDRAWN	9/15/98		SCALE 1.5:1		DATE 6/7/94	DR MM	DWG P143050	REV B
REV.	DESCRIPTION	DATE	CHKD						
<small>THE INFORMATION CONTAINED IN THIS DOCUMENT IS PROPRIETARY TO E-SWITCH AND IS NOT TO BE COPIED OR TRANSFERRED</small>				TOLERANCES					
				0.0	±0.4	0.00	±0.25		