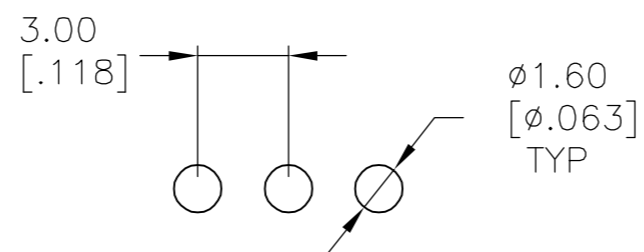
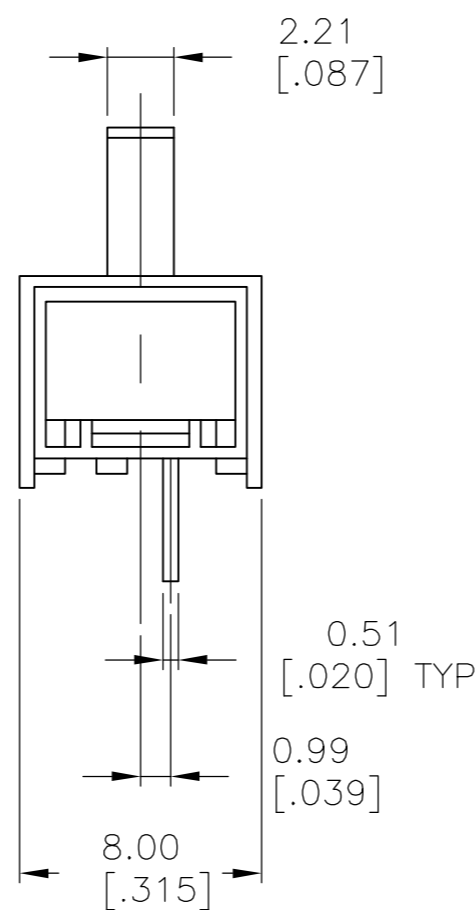
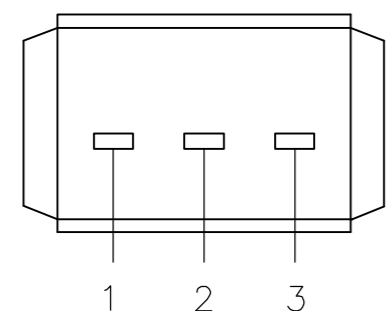
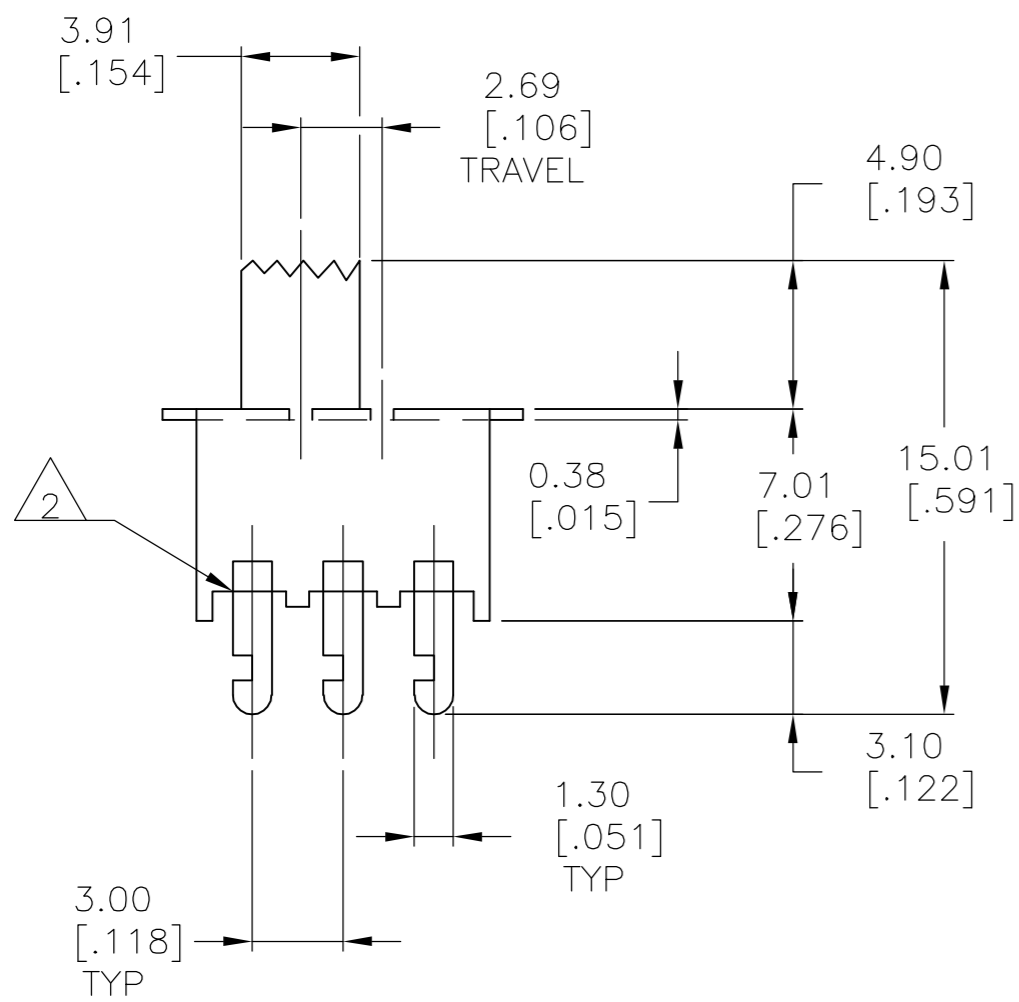
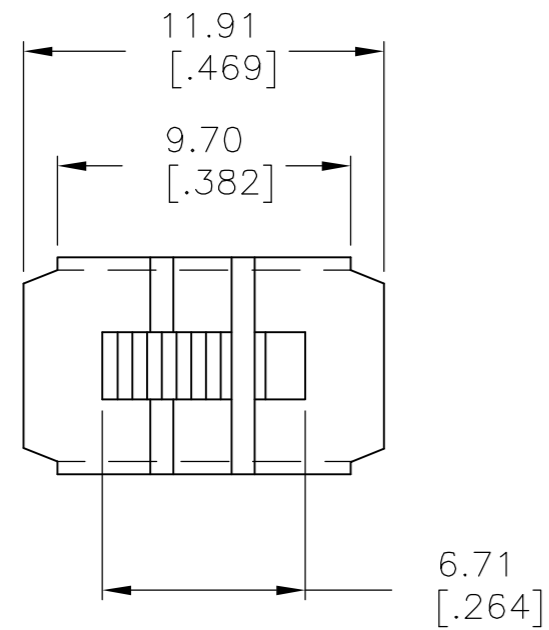


THIS DRAWING IS UNPUBLISHED. RELEASED FOR PUBLICATION
 © COPYRIGHT BY TYCO ELECTRONICS CORPORATION. ALL RIGHTS RESERVED.

LOC		DIST		REVISIONS			
P	LTR	DESCRIPTION	DATE	DWN	APVD		
A		ECO 05 006799	27APR06	BSV	SM		



RECOMMENDED HOLE LAYOUT

SPECIFICATIONS:
 BREAK-BEFORE-MAKE

MATERIALS:
 FRAME-STEEL, ZINC PLATE
 ACTUATOR-PBT G30, BLACK
 FIXED CONTACT/TERMINAL-COPPER ALLOY, SILVER OVER NICKEL PLATE
 MOVING CONTACT-COPPER ALLOY, SILVER OVER NICKEL PLATE
 COIL SPRING-STEEL WIRE
 LEAF SPRING-COPPER ALLOY
 TERMINAL BOARD-PHENOLIC, UL94HB

ELECTRICAL:
 CONTACT RATING- 500 MILLIAMPS@125V AC
 CONTACT RESISTANCE- 30 MILLIOHMS MAX (INITIAL), 60 MILLIOHMS AFTER TEST
 INSULATION RESISTANCE- 500 MEGOHMS MIN AT SEA LEVEL
 DIELECTRIC STRENGTH- 500 VAC RMS AT SEA LEVEL
 LIFE EXPECTANCY- 10,000 CYCLES MIN, NO LOAD & 6,000 MIN AT RATED CURRENT

MECHANICAL:
 ACTUATION FORCE- 350±200 GRAMS
 TRAVEL- .106 (2.69 MM)

ENVIRONMENTAL:
 OPERATING TEMPERATURE- -20°C TO +85°C
 STORAGE TEMPERATURE- -40°C TO +100°C
 RESISTANCE TO SOLDER HEAT- 260°C FOR 10 SEC PER 109-202, CONDITION B
 SOLDERABILITY- PER EIA-364-56A, PROCEDURE 3, CONDITION B

1. ALL MATERIALS AND FINISHES SHALL COMPLY WITH EU DIRECTIVE 2002/95/EC OF 27JAN2003 (ROHS).
2. ANTI SOLDER WICK SEAL.
3. ALL PERFORMANCE SPECIFICATIONS WERE TESTED IN ACCORDANCE WITH JIS-C-5441 UNLESS OTHERWISE STATED.

1-2	2-3	SLS120104	1825075-1
LEFT	RIGHT	ALCO PART NUMBER	TYCO PART NUMBER
ACTUATOR POSITION			

THIS DRAWING IS A CONTROLLED DOCUMENT.		DWN	BS VISWESWARA	01MAR05	Tyco Electronics Corporation	
DIMENSIONS: mm [INCHES]		CHK	MS SARVER		Harrisburg, Pa 17105-3608	
TOLERANCES UNLESS OTHERWISE SPECIFIED:		APVD			NAME	
0 PLC ± -		PRODUCT SPEC		SLIDE SWITCH		
1 PLC ± -		APPLICATION SPEC		SLS-120-1		
2 PLC ± -				SIZE	CAGE CODE	DRAWING NO
3 PLC ± .010 [0.25]				A2	00779	C=1825075
4 PLC ± -				SCALE	SHEET	OF
ANGLES ± -		WEIGHT		4:1	1	1
FINISH				CUSTOMER DRAWING	REV	A

1825075