



# Electronic Components

## Master Selection Guide



Relays

Switches

Photomicrosensors

Micro Sensors

Connectors

# Designed to "Drop-In" Your Application.

Omron Electronic Components has a great variety of standard options. We can deliver a snap action switch that will drop right into your application. Saving you time, component counts, & cost while improving your products overall quality.

These options include:

## Actuators:

- Long & short panel mount plungers
- Long & short spring plungers
- Hinge levers in various lengths & orientation
- Roller levers in various lengths & orientations
- Simulated roller
- Leaf

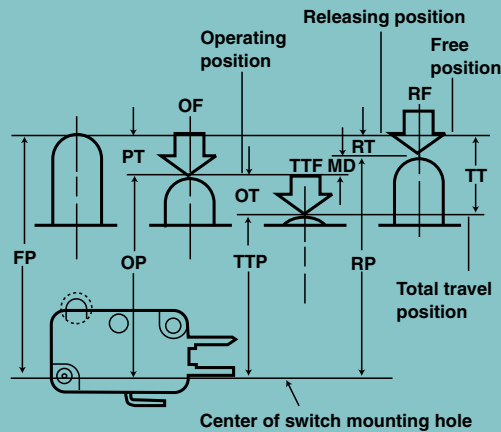
## Termination styles:

- PCB
- Solder
- Quick Connect
- Screw
- Wire Leads
- Connector


## Additional Features:

- Sealed / Unsealed versions available.
- Class N (200C) types available. (D3V-T)


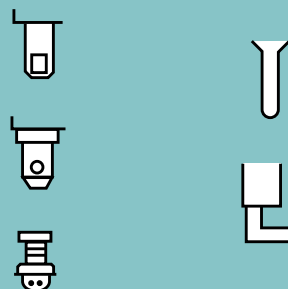
**Contact Omron Components and have it your way. Configure a switch that meets your application needs.**







## Plunger & Lever Options







## Terminal Options







# Switches - Snap Action

|                                              |                                                                                                                                                                                                                                                                                                    |                                                                                                                                                                                            |                                                                                                                                                                                                                                      |                                                                                                                                                                                                                           |
|----------------------------------------------|----------------------------------------------------------------------------------------------------------------------------------------------------------------------------------------------------------------------------------------------------------------------------------------------------|--------------------------------------------------------------------------------------------------------------------------------------------------------------------------------------------|--------------------------------------------------------------------------------------------------------------------------------------------------------------------------------------------------------------------------------------|---------------------------------------------------------------------------------------------------------------------------------------------------------------------------------------------------------------------------|
|                                              |                                                                                                                                                                                                                   |                                                                                                           |                                                                                                                                                    |                                                                                                                                        |
|                                              | <b>Z</b>                                                                                                                                                                                                                                                                                           | <b>A</b>                                                                                                                                                                                   | <b>X</b>                                                                                                                                                                                                                             | <b>DZ</b>                                                                                                                                                                                                                 |
| <b>Dimensions mm (in)</b>                    | 24.2 H x 17.45 D x 49.2 W<br>(0.95 x 0.69 x 1.93)                                                                                                                                                                                                                                                  | 24.2 H x 17.45 D x 49.2 W<br>(0.95 x 0.69 x 1.93)                                                                                                                                          | 24.2 H x 17.45 D x 49.2 W<br>(0.95 x 0.69 x 1.93)                                                                                                                                                                                    | 22.7 H x 17.45 D x 49.2 W<br>(0.89 x 0.69 x 1.93)                                                                                                                                                                         |
| <b>Features</b>                              | <ul style="list-style-type: none"> <li>• General Purpose Snap Action Switch</li> <li>• High precision 15 A switch available in a variety of styles</li> </ul>                                                                                                                                      | <ul style="list-style-type: none"> <li>• General Purpose Snap Action Switch</li> <li>• High capacity switch handles loads with large inrush currents</li> </ul>                            | <ul style="list-style-type: none"> <li>• DC switch</li> <li>• Magnetic blowout to extinguish arc</li> </ul>                                                                                                                          | <ul style="list-style-type: none"> <li>• DPDT basic switch</li> <li>• Incorporates two completely independent built-in switches</li> <li>• Can switch two independent circuits operating on different voltages</li> </ul> |
| <b>Contact Rating(s)</b>                     |                                                                                                                                                                                                                                                                                                    |                                                                                                                                                                                            |                                                                                                                                                                                                                                      |                                                                                                                                                                                                                           |
| <b>Resistive load</b>                        | 0.1A @ 125VAC<br>15A @ 250VAC*                                                                                                                                                                                                                                                                     | 20A @ 250VAC                                                                                                                                                                               | 10A @ 125VDC<br>3 A @ 250VDC                                                                                                                                                                                                         | 10A @ 250VAC                                                                                                                                                                                                              |
| <b>Contact form</b>                          | SPDT                                                                                                                                                                                                                                                                                               | SPDT                                                                                                                                                                                       | SPDT                                                                                                                                                                                                                                 | DPDT                                                                                                                                                                                                                      |
| <b>Operating force (OF)*</b>                 | 250g to 350g                                                                                                                                                                                                                                                                                       | 400g to 625g                                                                                                                                                                               | 510g                                                                                                                                                                                                                                 | 570g                                                                                                                                                                                                                      |
| <b>Mechanical service life</b>               | Refer to "SPECIFICATIONS" section of data sheet for detailed service life information                                                                                                                                                                                                              | 1,000,000 ops. min.<br>(at rated OT load)                                                                                                                                                  | 1,000,000 operations min.                                                                                                                                                                                                            | 1,000,000 operations min.                                                                                                                                                                                                 |
| <b>Electrical service life</b>               | Refer to "SPECIFICATIONS" section of data sheet for detailed service life information                                                                                                                                                                                                              | 500,000 ops. min.<br>(at rated OT load)                                                                                                                                                    | 100,000 operations min.                                                                                                                                                                                                              | 500,000 operations min.                                                                                                                                                                                                   |
| <b>Mounting pitch mm (in)</b>                | 25.4 (1.0)                                                                                                                                                                                                                                                                                         | 25.4 (1.0)                                                                                                                                                                                 | 25.4 (1.0)                                                                                                                                                                                                                           | 25.4 (1.0)                                                                                                                                                                                                                |
| <b>Actuator types</b>                        | Pin plunger, slim spring plunger, short spring plunger, panel mount plunger, panel mount roller plunger, panel mount cross roller plunger, hinge lever, low force hinge lever, short hinge roller lever, hinge roller lever, unidirectional short hinge roller lever, spring plunger, flexible rod | Pin plunger, short spring plunger, panel mount plunger, panel mount roller plunger, panel mount cross roller, short hinge lever, hinge lever, short hinge roller lever, hinge roller lever | Pin plunger, short spring plunger, slim spring plunger, panel mount plunger, panel mount cross-roller plunger, panel mount roller plunger, leaf spring, hinge lever, hinge roller lever, short hinge lever, short hinge roller lever | Pin plunger, hinge lever, short hinge roller lever, hinge roller lever                                                                                                                                                    |
| <b>Terminal choices</b>                      | Solder, Screw                                                                                                                                                                                                                                                                                      | Solder, Screw, or Quick connect (#250)                                                                                                                                                     | Solder, Screw                                                                                                                                                                                                                        | Solder, Screw                                                                                                                                                                                                             |
| <b>Approved standards</b>                    | UL, CSA, SEV                                                                                                                                                                                                                                                                                       | UL, CSA, SEV                                                                                                                                                                               | UL, CSA                                                                                                                                                                                                                              | UL, CSA                                                                                                                                                                                                                   |
| <b>*Values are for pin plunger type only</b> |                                                                                                                                                                                                                                                                                                    |                                                                                                                                                                                            |                                                                                                                                                                                                                                      |                                                                                                                                                                                                                           |





# Switches - Snap Action

|                                              |                                                                                                                                                                   |                                                                                                                                                                                                                                                                                                                               |                                                                                                                                                                                                                                  |                                                                                                                                                                      |
|----------------------------------------------|-------------------------------------------------------------------------------------------------------------------------------------------------------------------|-------------------------------------------------------------------------------------------------------------------------------------------------------------------------------------------------------------------------------------------------------------------------------------------------------------------------------|----------------------------------------------------------------------------------------------------------------------------------------------------------------------------------------------------------------------------------|----------------------------------------------------------------------------------------------------------------------------------------------------------------------|
|                                              |                                                                                  |                                                                                                                                                                                                                                              |                                                                                                                                                |                                                                                   |
|                                              | <b>TZ</b>                                                                                                                                                         | <b>D3V</b>                                                                                                                                                                                                                                                                                                                    | <b>V</b>                                                                                                                                                                                                                         | <b>VX</b>                                                                                                                                                            |
| <b>Dimensions mm (in)</b>                    | 32 H x 17.45 D x 49.2 W<br>(1.26 x 0.69 x 1.93)                                                                                                                   | 15.9 H x 10.3 D x 27.8 W<br>(0.63 x 0.41 x 1.09)                                                                                                                                                                                                                                                                              | 15.9 H x 10.3 D x 27.8 W<br>(0.63 x 0.41 x 1.09)                                                                                                                                                                                 | 18.8 H x 10.3 D x 27.8 W<br>(0.74 x 0.41 x 1.09)                                                                                                                     |
| <b>Features</b>                              | <ul style="list-style-type: none"> <li>• Stable operation at 400°C ambient temperature</li> <li>• High contact reliability</li> <li>• Smooth operation</li> </ul> | <ul style="list-style-type: none"> <li>• Miniature Snap Action Switch</li> <li>• Environmentally friendly: free of beryllium copper &amp; lead</li> <li>• Maximum operating temperature of 105°C (standard versions)</li> <li>• Internally or externally fitted levers</li> <li>• 200°C versions available (D3V-T)</li> </ul> | <ul style="list-style-type: none"> <li>• Miniature Snap Action Switch</li> <li>• Industry standard design with 15 A (V-15G) or 10 A (V-10G) rating</li> <li>• Cadmium-free contacts</li> <li>• Internal lever options</li> </ul> | <ul style="list-style-type: none"> <li>• Miniature Snap Action</li> <li>• Low operating force</li> <li>• High contact reliability</li> <li>• 0.1 A to 5 A</li> </ul> |
| <b>Contact Rating(s)</b>                     |                                                                                                                                                                   |                                                                                                                                                                                                                                                                                                                               |                                                                                                                                                                                                                                  |                                                                                                                                                                      |
| <b>Resistive load</b>                        | 1A @ 250VAC                                                                                                                                                       | 21/16/11/6A @ 125/250VAC<br>0.1A @ 125VAC                                                                                                                                                                                                                                                                                     | 15A @ 250VAC (V-15G)<br>10A @ 250VAC (V-10G)                                                                                                                                                                                     | 5A @ 250VAC<br>0.1A @ 125VAC                                                                                                                                         |
| <b>Contact form</b>                          | SPST                                                                                                                                                              | SPDT, SPST-NC, SPST-NO                                                                                                                                                                                                                                                                                                        | SPDT, SPST-NC, SPST-NO                                                                                                                                                                                                           | SPDT, SPST-NO, SPST-NC                                                                                                                                               |
| <b>Operating force (OF)*</b>                 | 500g                                                                                                                                                              | 50g, 100g, or 200g                                                                                                                                                                                                                                                                                                            | 100g, 200g, or 400g (V-15G)<br>100g or 200g (V-10G)                                                                                                                                                                              | 25g, 50g                                                                                                                                                             |
| <b>Mechanical service life</b>               | 100,000 operations min.                                                                                                                                           | 10,000,000 operations min.                                                                                                                                                                                                                                                                                                    | 50,000,000 operations min.                                                                                                                                                                                                       | 50,000,000 (5A)<br>10,000,000 (0.A)                                                                                                                                  |
| <b>Electrical service life</b>               | 50,000 operations min.                                                                                                                                            | 100,000 operations min. (D3V-16)<br>200,000 operations min. (D3V-11)<br>500,000 operations min. (D3V-6 / D3V-01)                                                                                                                                                                                                              | 100,000 operations min. (V-15G)<br>300,000 operations min. (V-10G)                                                                                                                                                               | 500,000 (5A )<br>1,000,000 (0.1A )                                                                                                                                   |
| <b>Mounting pitch mm (in)</b>                | 25.4 (1.0)                                                                                                                                                        | –                                                                                                                                                                                                                                                                                                                             | 10.3 x 22.2 (0.41 x 0.87)                                                                                                                                                                                                        | 22.2                                                                                                                                                                 |
| <b>Actuator types</b>                        | Pin plunger, hinge lever, short hinge roller lever, hinge roller lever                                                                                            | Pin plunger, short hinge lever, hinge lever, long hinge lever, simulated roller lever, short hinge roller lever, hinge roller lever                                                                                                                                                                                           | Pin plunger, short hinge lever, hinge lever, long hinge lever, simulated roller lever, short hinge roller lever, hinge roller lever                                                                                              | Pin plunger, short hinge lever, hinge lever, long hinge lever, simulated roller lever, short hinge roller lever, hinge roller lever                                  |
| <b>Terminal choices</b>                      | Bolt                                                                                                                                                              | Solder/Quick connect (#187)<br>Quick connect (#187)<br>Quick connect (#250)                                                                                                                                                                                                                                                   | Solder/Quick connect (#187)<br>Quick connect (#187), Quick connect (#250), Short solder, Screw                                                                                                                                   | Solder, Quick-connect (#187)                                                                                                                                         |
| <b>Approved standards</b>                    | –                                                                                                                                                                 | UL, CSA, VDE, SEMKO                                                                                                                                                                                                                                                                                                           | UL, CSA, SEV, VDE, SEMKO, DENMARK                                                                                                                                                                                                | UL, CSA, VDE                                                                                                                                                         |
| <b>*Values are for pin plunger type only</b> |                                                                                                                                                                   |                                                                                                                                                                                                                                                                                                                               |                                                                                                                                                                                                                                  |                                                                                                                                                                      |





# Switches - Snap Action

|                                              |                                                                                                                                                                                                                                                                                                                                                                  | <b>NEW!</b><br>                                                                                                                                                                                                                                                                                                                      | <b>NEW!</b><br>                        |                                                                                                                                                |
|----------------------------------------------|---------------------------------------------------------------------------------------------------------------------------------------------------------------------------------------------------------------------------------------------------------------------------------------------------------------------------------------------------------------------------------------------------------------------------------------------------|-----------------------------------------------------------------------------------------------------------------------------------------------------------------------------------------------------------------------------------------------------------------------------------------------------------------------------------------------------------------------------------------------------------------------|---------------------------------------------------------------------------------------------------------------------------|-----------------------------------------------------------------------------------------------------------------------------------------------------------------------------------------------------------------------------------|
|                                              | <b>SS-P/SS</b>                                                                                                                                                                                                                                                                                                                                                                                                                                    | <b>SSG</b>                                                                                                                                                                                                                                                                                                                                                                                                            | <b>D3M</b>                                                                                                                | <b>D2F</b>                                                                                                                                                                                                                        |
| <b>Dimensions mm (in)</b>                    | 10.2 H x 6.4 D x 19.8 W<br>(0.40 x 0.25 x 0.78)                                                                                                                                                                                                                                                                                                                                                                                                   | 10.2 H x 6.4 D x 19.8 W<br>(0.40 x 0.25 x 0.78)                                                                                                                                                                                                                                                                                                                                                                       | 10 H x 7 D x 31.6 W<br>(0.39 x 0.28 x 1.24)                                                                               | 6.5 H x 5.8 D x 12.8 W<br>(0.26 x 0.23 x 0.50)                                                                                                                                                                                    |
| <b>Features</b>                              | <ul style="list-style-type: none"> <li>• Subminiature Snap Action Switch</li> <li>• SS-01: Switches microcurrent/ microvoltage load with crossbar contacts</li> <li>• SS-3: Single-leaf moveable spring</li> <li>• SS-5: Split double spring mechanism for a long life of up to 30 million operations</li> <li>• SS-10: Split double spring mechanism for a long life of up to 10 million operations</li> <li>• Internal lever options</li> </ul> | <ul style="list-style-type: none"> <li>• Subminiature Snap Action Switch</li> <li>• SS-01: Switches microcurrent/ microvoltage load with crossbar contacts</li> <li>• SS-5: Split double spring mechanism for a long life of up to 30 million operations</li> <li>• Wide operating temp. range of -25 to + 125°C</li> <li>• Internal lever options</li> <li>• Global switch conforming to EN, UL &amp; CSA</li> </ul> | <ul style="list-style-type: none"> <li>• External actuators</li> <li>• Easy wiring through connector terminals</li> </ul> | <ul style="list-style-type: none"> <li>• Subminiature Snap Action Switch</li> <li>• Switches microvoltage/ micro-current loads</li> <li>• Long lifespan assured by high-precision dual spring reverse-action mechanism</li> </ul> |
| <b>Contact Rating(s)</b>                     |                                                                                                                                                                                                                                                                                                                                                                                                                                                   |                                                                                                                                                                                                                                                                                                                                                                                                                       |                                                                                                                           |                                                                                                                                                                                                                                   |
| <b>Resistive load</b>                        | 0.1A @ 125VAC (SS-01)<br>3A @ 125VAC (SS-3)<br>5A @ 125VAC (SS-5)<br>10.1A @ 125/250VAC (SS-10)                                                                                                                                                                                                                                                                                                                                                   | 3A @ 250VAC<br>0.1A @ 250VAC                                                                                                                                                                                                                                                                                                                                                                                          | 0.1A @ 30VDC                                                                                                              | 0.1A @ 30VDC (D2F-01)<br>3A @ 125VAC (D2F)<br>1A @ 125VAC (D2F-F)                                                                                                                                                                 |
| <b>Contact form</b>                          | SPDT (SPST-NC, SPST-NO per request)                                                                                                                                                                                                                                                                                                                                                                                                               | SPDT, SPST-NO, SPST-NC                                                                                                                                                                                                                                                                                                                                                                                                | SPST-NC, SPST-NO                                                                                                          | SPDT                                                                                                                                                                                                                              |
| <b>Operating force (OF)*</b>                 | 25g, 50g, or 150g (SS-01)<br>150g (SS-3)<br>50g or 150g (SS-5)<br>150g (SS-10)                                                                                                                                                                                                                                                                                                                                                                    | 25g, 51g, 153g                                                                                                                                                                                                                                                                                                                                                                                                        | 153g                                                                                                                      | 75g (D2F-01)<br>150g (D2F)<br>75g (D2F-F)                                                                                                                                                                                         |
| <b>Mechanical service life</b>               | 30,000,000 ops. min. (SS-01, SS-5)*<br>1,000,000 ops. min. (SS-01P, SS-3)<br>10,000,000 ops. min. (SS-10)*                                                                                                                                                                                                                                                                                                                                        | 10,000,000 operations min.                                                                                                                                                                                                                                                                                                                                                                                            | 500,000 operations min.                                                                                                   | 1,000,000 operations min.                                                                                                                                                                                                         |
| <b>Electrical service life</b>               | 200,000 operations min. (SS-01, SS-5)**<br>70,000 operations min. (SS-3)<br>50,000 operations min. (SS-10)**                                                                                                                                                                                                                                                                                                                                      | 200,000 operations min.                                                                                                                                                                                                                                                                                                                                                                                               | 200,000 operations min.                                                                                                   | 30,000 operations min. (OT: full stroke)                                                                                                                                                                                          |
| <b>Mounting pitch mm (in)</b>                | 9.5 (0.37)                                                                                                                                                                                                                                                                                                                                                                                                                                        | 9.5                                                                                                                                                                                                                                                                                                                                                                                                                   | 9.5                                                                                                                       | 6.5 (0.26)                                                                                                                                                                                                                        |
| <b>Actuator types</b>                        | Pin plunger, hinge lever, simulated roller lever, formed hinge lever, hinge roller lever                                                                                                                                                                                                                                                                                                                                                          | Pin plunger, hinge lever, simulated roller lever, hinge roller lever                                                                                                                                                                                                                                                                                                                                                  | Pin plunger, hinge lever, hinge roller lever, simulated roller lever                                                      | Pin plunger, hinge lever, simulated roller lever, roller lever                                                                                                                                                                    |
| <b>Terminal choices</b>                      | SS-01, SS-3, SS-5: PCB (straight, parallel left, parallel right), Solder, Quick connect SS-10: PCB (straight), Solder, Quick connect (#110)                                                                                                                                                                                                                                                                                                       | Solder, quick-connect (#110), PCB                                                                                                                                                                                                                                                                                                                                                                                     | Dipole XA Connector                                                                                                       | PCB (straight, self-supporting, right and left angle), Solder                                                                                                                                                                     |
| <b>Approved standards</b>                    | UL, CSA, EN                                                                                                                                                                                                                                                                                                                                                                                                                                       | UL, CSA, EN                                                                                                                                                                                                                                                                                                                                                                                                           | UL, CSA                                                                                                                   | UL, CSA                                                                                                                                                                                                                           |
| <b>*Values are for pin plunger type only</b> | *at rated OT value<br>**at rated load                                                                                                                                                                                                                                                                                                                                                                                                             |                                                                                                                                                                                                                                                                                                                                                                                                                       |                                                                                                                           |                                                                                                                                                                                                                                   |

# Switches - Sealed Snap Action





|                                                                                                                                                                                                                                                                                                                                                                                                                                  |                                                                                                                                                   |                                                                                                                                                                                                                                                                                                   |                                                                                                                                                |                                                                                                                                                                           |
|----------------------------------------------------------------------------------------------------------------------------------------------------------------------------------------------------------------------------------------------------------------------------------------------------------------------------------------------------------------------------------------------------------------------------------|---------------------------------------------------------------------------------------------------------------------------------------------------|---------------------------------------------------------------------------------------------------------------------------------------------------------------------------------------------------------------------------------------------------------------------------------------------------|------------------------------------------------------------------------------------------------------------------------------------------------|---------------------------------------------------------------------------------------------------------------------------------------------------------------------------|
|                                                                                                                                                                                                                                                                                                                                                                                                                                  |                                                                  |                                                                                                                                                                                                                  |                                                             |                                                                                        |
|                                                                                                                                                                                                                                                                                                                                                                                                                                  | <b>D2VW</b>                                                                                                                                       | <b>D2RW</b>                                                                                                                                                                                                                                                                                       | <b>D2SW</b>                                                                                                                                    | <b>D2SW-P</b>                                                                                                                                                             |
| <b>Dimensions mm (in)</b>                                                                                                                                                                                                                                                                                                                                                                                                        | 15.9 H x 10.3 D x 33 W<br>(0.63 x 0.41 x 1.29)                                                                                                    | 15.9 H x 10.3 D x 35.9 W<br>(0.63 x 0.41 x 1.41)                                                                                                                                                                                                                                                  | 10.1 H x 6.4 D x 19.8 W<br>(0.40 x 0.25 x 0.78)                                                                                                | 7.7 H x 6.4 D x 19.8 W<br>(0.30 x 0.25 x 0.78)                                                                                                                            |
| <b>Features</b>                                                                                                                                                                                                                                                                                                                                                                                                                  | <ul style="list-style-type: none"> <li>• Miniature Snap Action Switch</li> <li>• Sealed water-tight switch conforms to IP67 &amp; IP68</li> </ul> | <ul style="list-style-type: none"> <li>• Suitable for microloads to 1 million operations minimum</li> <li>• Internal Reed Switch sealed to IP67 ensures stable operation</li> <li>• Extended humidity operating range, up to 95% RH</li> <li>• Available with internally fitted levers</li> </ul> | <ul style="list-style-type: none"> <li>• Subminiature snap action switch</li> <li>• Small sealed switch conforms to IP67 &amp; IP68</li> </ul> | <ul style="list-style-type: none"> <li>• Sealed basic switch (IP67)</li> <li>• Single leaf movable spring construction</li> <li>• Microload versions available</li> </ul> |
| <b>Contact Rating(s)</b>                                                                                                                                                                                                                                                                                                                                                                                                         |                                                                                                                                                   |                                                                                                                                                                                                                                                                                                   |                                                                                                                                                |                                                                                                                                                                           |
| <b>Resistive load</b>                                                                                                                                                                                                                                                                                                                                                                                                            | 0.1A @ 125VAC or 5A @125/250VAC                                                                                                                   | 0.25A @ 100VDC                                                                                                                                                                                                                                                                                    | 0.1A @ 125VAC or 3A @125VAC                                                                                                                    | 2A @ 250VAC or 0.1A @ 125VAC                                                                                                                                              |
| <b>Contact form</b>                                                                                                                                                                                                                                                                                                                                                                                                              | SPDT (SPST-NC, SPST-NO per request)                                                                                                               | SPST-NO                                                                                                                                                                                                                                                                                           | SPDT (SPST-NC, SPST-NO per request)                                                                                                            | SPDT, SPST-NO, SPST-NC                                                                                                                                                    |
| <b>Operating force (OF)*</b>                                                                                                                                                                                                                                                                                                                                                                                                     | 200g                                                                                                                                              | 153g                                                                                                                                                                                                                                                                                              | 180g                                                                                                                                           | 183g                                                                                                                                                                      |
| <b>Mechanical service life</b>                                                                                                                                                                                                                                                                                                                                                                                                   | 10,000,000 operations min.                                                                                                                        | 1,000,000 operations min.                                                                                                                                                                                                                                                                         | 5,000,000 operations min.                                                                                                                      | 1,000,000 operations min.                                                                                                                                                 |
| <b>Electrical service life</b>                                                                                                                                                                                                                                                                                                                                                                                                   | 1,000,000 operations min.<br>(0.1A, 125VAC)<br>100,000 operations min.<br>(3A, 125/250VAC)                                                        | 1,000,000 operations min.                                                                                                                                                                                                                                                                         | 200,000 operations min.<br>(0.1 or 3A, 125VAC)<br>100,000 operations min.<br>(2A, 250VAC)                                                      | 50,000 (2 A) or 200,000 (0.1A) operations min.                                                                                                                            |
| <b>Mounting pitch mm (in)</b>                                                                                                                                                                                                                                                                                                                                                                                                    | 10.3 x 22.2 (0.41 x 0.87)                                                                                                                         | 22.2mm                                                                                                                                                                                                                                                                                            | 9.5 (0.37)                                                                                                                                     | 9.5mm                                                                                                                                                                     |
| <b>Actuator types</b>                                                                                                                                                                                                                                                                                                                                                                                                            | Pin plunger, short hinge lever, hinge lever, long hinge lever, simulated roller lever, short hinge roller lever, hinge roller lever               | Pin plunger, hinge lever, hinge roller lever, simulated roller lever                                                                                                                                                                                                                              | Pin plunger, hinge lever, simulated roller lever, hinge roller lever                                                                           | Pin plunger, hinge lever, hinge roller lever, simulated roller lever                                                                                                      |
| <b>Terminal choices</b>                                                                                                                                                                                                                                                                                                                                                                                                          | Solder/Quick connect (#187 tab terminals) lead wires                                                                                              | Molded lead wires                                                                                                                                                                                                                                                                                 | Solder, Quick connect (#110), PCB, lead wires                                                                                                  | Solder, Quick connect (#110), PCB (even & uneven pitch), Molded lead wires                                                                                                |
| <b>Approved standards</b>                                                                                                                                                                                                                                                                                                                                                                                                        | UL, CSA (refer to "Ratings" section of data sheet)                                                                                                | —                                                                                                                                                                                                                                                                                                 | UL, CSA                                                                                                                                        | UL, CSA                                                                                                                                                                   |
| <b>*Values are for pin plunger type only</b>                                                                                                                                                                                                                                                                                                                                                                                     |                                                                                                                                                   |                                                                                                                                                                                                                                                                                                   |                                                                                                                                                |                                                                                                                                                                           |
| <b>**IP68 Ratings are based on specific application environments and conditions, per IEC 529. Test conditions for Grade 8 pertaining to continuous immersion are subject to prior agreement between Omron and the user. Acceptance of the test requirements and the ratings may or may not occur, solely based on the specific conditions of each application. Consult Omron for consideration of specific usage conditions.</b> |                                                                                                                                                   |                                                                                                                                                                                                                                                                                                   |                                                                                                                                                |                                                                                                                                                                           |

# Switches - Sealed Snap Action



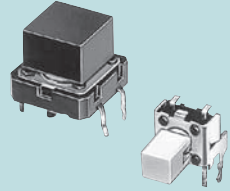
|                                |                                                                                                                                                                                            |                                                                                                                                                                                    |                                                                                                                                                                |                                                                                                                                 |
|--------------------------------|--------------------------------------------------------------------------------------------------------------------------------------------------------------------------------------------|------------------------------------------------------------------------------------------------------------------------------------------------------------------------------------|----------------------------------------------------------------------------------------------------------------------------------------------------------------|---------------------------------------------------------------------------------------------------------------------------------|
|                                |                                                                                                           |                                                                                                   |                                                                             |                                              |
|                                | <b>D2HW</b>                                                                                                                                                                                | <b>D2JW</b>                                                                                                                                                                        | <b>D2FW-G</b>                                                                                                                                                  | <b>D2X</b>                                                                                                                      |
| <b>Dimensions mm (in)</b>      | 7 H x 5.3 D x 13.3/18.5 W<br>(0.28 x 0.21 x 0.52/0.73)                                                                                                                                     | 9.4 H x 5.3 D x 12.7 W<br>(0.37 x 0.21 x 0.50)                                                                                                                                     | 13.5 H x 8.0 D x 23.5 W<br>(0.53 x 0.31 x 0.93)                                                                                                                | 28.1 H x 8.4 D x 5.3 W<br>(1.11 x 0.33 x 0.21)                                                                                  |
| <b>Features</b>                | <ul style="list-style-type: none"> <li>• Subminiature Snap Action Switch</li> <li>• Small sealed switch with long stroke for reliable ON/OFF action</li> <li>• Conforms to IP67</li> </ul> | <ul style="list-style-type: none"> <li>• Small size</li> <li>• Gold crossbar contact and coil-spring for long life</li> <li>• IP67 rating for molded lead wire versions</li> </ul> | <ul style="list-style-type: none"> <li>• Subminiature Snap Action Switch</li> <li>• Small sealed switch with lead wires</li> <li>• Conforms to IP67</li> </ul> | <ul style="list-style-type: none"> <li>• High contact force</li> <li>• Wiping action for greater contact reliability</li> </ul> |
| <b>Contact Rating(s)</b>       |                                                                                                                                                                                            |                                                                                                                                                                                    |                                                                                                                                                                |                                                                                                                                 |
| <b>Resistive load</b>          | 2A @ 12VDC/ 1A @ 24VDC/<br>0.5A @ 42VDC                                                                                                                                                    | 0.1A @ 30VDC                                                                                                                                                                       | 0.5A @ 30VDC or 50mA @<br>30VDC                                                                                                                                | 0.1A @ 30VDC                                                                                                                    |
| <b>Contact form</b>            | SPDT, SPST-NC, SPST-NO                                                                                                                                                                     | SPDT                                                                                                                                                                               | SPDT, SPST-NC, SPST-NO                                                                                                                                         | SPST-NC                                                                                                                         |
| <b>Operating force (OF)*</b>   | 76g                                                                                                                                                                                        | 250g                                                                                                                                                                               | 120g                                                                                                                                                           | 50g                                                                                                                             |
| <b>Mechanical service life</b> | 1,000,000 operations min.                                                                                                                                                                  | 1,000,000 operations min.                                                                                                                                                          | 300,000 operations min.                                                                                                                                        | 1,000,000 operations min.                                                                                                       |
| <b>Electrical service life</b> | 100,000 operations min.                                                                                                                                                                    | 500,000 operations min.                                                                                                                                                            | 100,000 operations min.                                                                                                                                        | 50,000 operations min.                                                                                                          |
| <b>Mounting pitch mm (in)</b>  | 8 (0.32) posts, 13 (0.51 ) screw                                                                                                                                                           | 4.8                                                                                                                                                                                | 16 (0.63)                                                                                                                                                      | 12.2                                                                                                                            |
| <b>Actuator types</b>          | Pin plunger, hinge lever, long hinge lever, simulated roller lever, leaf lever, simulated leaf lever, long leaf lever                                                                      | Pin plunger, short hinge lever, hinge lever, simulated roller lever, hinge roller lever                                                                                            | Leaf lever, Long leaf lever                                                                                                                                    | Bi-directional paddle                                                                                                           |
| <b>Terminal choices</b>        | PCB (straight, angled), Solder, Lead wire (bottom, right side, left side)                                                                                                                  | Solder, molded lead wire                                                                                                                                                           | Lead wires                                                                                                                                                     | Crimp connector                                                                                                                 |
| <b>Approved standards</b>      | —                                                                                                                                                                                          | UL, CSA, VDE                                                                                                                                                                       | —                                                                                                                                                              | —                                                                                                                               |

\* Values are for pin plunger type only

# Switches - Snap Action





|                                        |                                                                                                                                       |                                                                                                                         |                                                                                                                                                                            |                                                                                                                                                |
|----------------------------------------|---------------------------------------------------------------------------------------------------------------------------------------|-------------------------------------------------------------------------------------------------------------------------|----------------------------------------------------------------------------------------------------------------------------------------------------------------------------|------------------------------------------------------------------------------------------------------------------------------------------------|
|                                        |                                                      | <b>NEW!</b><br>                        | <b>NEW!</b><br>                                                                          |                                                             |
|                                        | <b>D3C</b>                                                                                                                            | <b>D3K</b>                                                                                                              | <b>D3D</b>                                                                                                                                                                 | <b>D2T</b>                                                                                                                                     |
| <b>Dimensions mm (in)</b>              | 6 H x 4.2 D x 8 W<br>(0.24 x 0.17 x 0.31)                                                                                             | 13.7 H x 5.6 D x 18.9 W<br>(0.54 x 0.22 x 0.74)                                                                         | 30.7 H x 15 D x 36.4 W<br>(1.21 x 0.59 x 1.43)                                                                                                                             | 24.65 H x 11.5 D x 28.8 W<br>(0.97 x 0.45 x 1.13)                                                                                              |
| <b>Features</b>                        | <ul style="list-style-type: none"> <li>• Low torque built-in slide mechanism for selecting shorting or non-shorting timing</li> </ul> | <ul style="list-style-type: none"> <li>• Very low operating force</li> <li>• Detects cards &amp; paper sheet</li> </ul> | <ul style="list-style-type: none"> <li>• Miniature door switch</li> <li>• Low-noise</li> <li>• Disconnectable crimp connector</li> <li>• Gold crossbar contacts</li> </ul> | <ul style="list-style-type: none"> <li>• Compact door switch</li> <li>• Incorporates two circuits for power loads &amp; micro loads</li> </ul> |
| <b>Contact Rating(s)</b>               |                                                                                                                                       |                                                                                                                         |                                                                                                                                                                            |                                                                                                                                                |
| <b>Resistive load</b>                  | 0.1A @ 30VDC                                                                                                                          | 10mA @ 12VDC                                                                                                            | 1A @ 125VAC or 0.5A @ 250VAC                                                                                                                                               | 5A @ 250VAC<br>0.1A @ 25VAC                                                                                                                    |
| <b>Contact form</b>                    | SPDT                                                                                                                                  | SPST-NO                                                                                                                 | SPDT, SPST-NC, SPST-NO                                                                                                                                                     | DPST-NO                                                                                                                                        |
| <b>Operating force (OF)*</b>           | 40g, 130g                                                                                                                             | 3g                                                                                                                      | 204g                                                                                                                                                                       | 330g                                                                                                                                           |
| <b>Mechanical service life</b>         | 50,000 operations min.                                                                                                                | 2,000,000 operations min.                                                                                               | 300,000 operations min.                                                                                                                                                    | 100,000 operations min.                                                                                                                        |
| <b>Electrical service life</b>         | 50,000 operations min.                                                                                                                | 2,000,000 operations min.                                                                                               | 100,000 operations min.                                                                                                                                                    | 100,000 operations min.                                                                                                                        |
| <b>Mounting pitch mm (in)</b>          | 5.7                                                                                                                                   | 17.3                                                                                                                    | Panel-mount                                                                                                                                                                | 26.4                                                                                                                                           |
| <b>Actuator types</b>                  | Rotary lever                                                                                                                          | Paddle lever                                                                                                            | Pin plunger, lever                                                                                                                                                         | Pin plunger, hinge lever                                                                                                                       |
| <b>Terminal choices</b>                | PCB                                                                                                                                   | Connector                                                                                                               | Connector                                                                                                                                                                  | Solder                                                                                                                                         |
| <b>Approved standards</b>              | —                                                                                                                                     | —                                                                                                                       | UL, CSA                                                                                                                                                                    | UL, CSA, VDE, SEMKO                                                                                                                            |
| * Values are for pin plunger type only |                                                                                                                                       |                                                                                                                         |                                                                                                                                                                            |                                                                                                                                                |

# Switches - Tactile





|                                             |                                                                                                                                                                                                                                                                                                 |                                                                                                                                                                                                                 |                                                                                                                                                                          |
|---------------------------------------------|-------------------------------------------------------------------------------------------------------------------------------------------------------------------------------------------------------------------------------------------------------------------------------------------------|-----------------------------------------------------------------------------------------------------------------------------------------------------------------------------------------------------------------|--------------------------------------------------------------------------------------------------------------------------------------------------------------------------|
|                                             |                                                                                                                                                                                                                |                                                                                                                               |                                                                                       |
|                                             | <b>B3F</b>                                                                                                                                                                                                                                                                                      | <b>B3FS</b>                                                                                                                                                                                                     | <b>B32</b>                                                                                                                                                               |
| <b>Dimensions mm (in)</b>                   | Varies by type                                                                                                                                                                                                                                                                                  | Varies by type                                                                                                                                                                                                  | Various                                                                                                                                                                  |
| <b>Features</b>                             | <ul style="list-style-type: none"> <li>• Tactile 6 mm/12 mm Square Switch</li> <li>• Space saving switch with extended mechanical/electrical service life</li> <li>• Taped radial packaging available*</li> </ul>                                                                               | <ul style="list-style-type: none"> <li>• Tape &amp; Reel Surface Mount Switches</li> <li>• Tactile switch that incorporates a snap action contact mechanism which ensures sharp switching operations</li> </ul> | <ul style="list-style-type: none"> <li>• Key tops for projected-plunger B3F and B3W tactile switches</li> <li>• Available in a wide range of colors and sizes</li> </ul> |
| <b>Contact Rating(s)</b>                    |                                                                                                                                                                                                                                                                                                 |                                                                                                                                                                                                                 |                                                                                                                                                                          |
| <b>Resistive load</b>                       | 50mA @ 24 VDC                                                                                                                                                                                                                                                                                   | 50mA @ 24 VDC                                                                                                                                                                                                   |                                                                                                                                                                          |
| <b>Contact form</b>                         | SPST-NO                                                                                                                                                                                                                                                                                         | SPST-NO                                                                                                                                                                                                         |                                                                                                                                                                          |
| <b>Action</b>                               | Momentary                                                                                                                                                                                                                                                                                       | Momentary                                                                                                                                                                                                       |                                                                                                                                                                          |
| <b>Ground terminal</b>                      | Models available with or without ground terminal                                                                                                                                                                                                                                                | None                                                                                                                                                                                                            |                                                                                                                                                                          |
| <b>Keycap (optional)</b>                    | Refer to "ACCESSORIES" section of data sheet for Keycap information                                                                                                                                                                                                                             | None                                                                                                                                                                                                            |                                                                                                                                                                          |
| <b>Operating force (OF)*</b>                | Refer to "OPERATING CHARACTERISTICS" section of data sheet                                                                                                                                                                                                                                      | 100gf (General purpose)<br>150gf (High force)                                                                                                                                                                   |                                                                                                                                                                          |
| <b>Service life (Mechanical/Electrical)</b> | B3F-1□□□ /3□□□<br>1,000,000 operations min.<br>(High force: 300,000 operations min.)<br>B3F-4 □□□<br>3,000,000 operations min.<br>(High force: 300,000 operations min.)<br>B3F-5 □□□ 10,000,000 operations min.<br>B3F-6 □□□ 1,000,000 operations min.<br>(High force: 300,000 operations min.) | 1,000,000 operations min. (General purpose)<br>300,000 operations min. (High force)                                                                                                                             |                                                                                                                                                                          |
| <b>Actuator type</b>                        | Plunger                                                                                                                                                                                                                                                                                         | Plunger                                                                                                                                                                                                         |                                                                                                                                                                          |
| <b>Terminal choices</b>                     | PCB                                                                                                                                                                                                                                                                                             | Surface mount                                                                                                                                                                                                   |                                                                                                                                                                          |
| <b>Cleaning</b>                             | Not possible                                                                                                                                                                                                                                                                                    | Not possible                                                                                                                                                                                                    | N/A                                                                                                                                                                      |

IMPORTANT NOTE: None of the Tactile switch models listed within this catalog are water-washable.






# Switches - Tactile

|                                              |                                                                                                                                                                               |                                                                                                                                                                                                                |                                                                                                                                                                       |                                                                                                                                                                                                           |
|----------------------------------------------|-------------------------------------------------------------------------------------------------------------------------------------------------------------------------------|----------------------------------------------------------------------------------------------------------------------------------------------------------------------------------------------------------------|-----------------------------------------------------------------------------------------------------------------------------------------------------------------------|-----------------------------------------------------------------------------------------------------------------------------------------------------------------------------------------------------------|
|                                              |                                                                                              |                                                                                                                               |                                                                                     |                                                                                                                        |
|                                              | <b>B3M</b>                                                                                                                                                                    | <b>B3W</b>                                                                                                                                                                                                     | <b>B3S</b>                                                                                                                                                            | <b>B3SN</b>                                                                                                                                                                                               |
| <b>Dimensions mm (in)</b>                    | 7.3 H x 6.0 D x 6.0 W<br>(0.29 x 0.24 x 0.24)                                                                                                                                 | Varies by type                                                                                                                                                                                                 | 4.3 H x 6.0 D x 6.0 W<br>(0.17 x 0.24 x 0.24)                                                                                                                         | 3.1 H x 6.5 D x 7.0 W<br>(0.12 x 0.26 x 0.28)                                                                                                                                                             |
| <b>Features</b>                              | <ul style="list-style-type: none"> <li>• High Profile Tactile Switch</li> <li>• Stroke length of 0.85mm</li> <li>• Light touch with a minimum overstroke of 0.25mm</li> </ul> | <ul style="list-style-type: none"> <li>• 6 mm/12 mm Square Tactile Switch</li> <li>• Sealed Construction allows immersion cleaning with Alcohol based solution</li> </ul>                                      | <ul style="list-style-type: none"> <li>• Surface Mount Tactile Switch</li> <li>• Sealed Construction allows immersion cleaning with Alcohol based solution</li> </ul> | <ul style="list-style-type: none"> <li>• Surface Mount Tactile Switch</li> <li>• Low profile sealed construction for dust or humid environments</li> <li>• Available in bulk or tape packaging</li> </ul> |
| <b>Service life (Mechanical/ Electrical)</b> | 2,000,000 operations min.                                                                                                                                                     | B3W-1 □□□□<br>Standard force:<br>1,000,000 operations min.<br>High-force:<br>300,000 operations min.<br>B3W-4 □□□□<br>Standard force:<br>3,000,000 operations min.<br>High force:<br>1,000,000 operations min. | 500,000 operations min.<br>(General purpose)<br>300,000 operations min.<br>(High force)                                                                               | 50,000 operations min.                                                                                                                                                                                    |
| <b>Contact Rating(s)</b>                     |                                                                                                                                                                               |                                                                                                                                                                                                                |                                                                                                                                                                       |                                                                                                                                                                                                           |
| <b>Resistive load</b>                        | 50mA @ 12VDC                                                                                                                                                                  | 50mA @ 24VDC                                                                                                                                                                                                   | 50mA @ 24VDC                                                                                                                                                          | 1 to 30mA @ 5 to 24VDC                                                                                                                                                                                    |
| <b>Contact form</b>                          | SPST-NO                                                                                                                                                                       | SPST-NO                                                                                                                                                                                                        | SPST-NO                                                                                                                                                               | SPST-NO                                                                                                                                                                                                   |
| <b>Action</b>                                | Momentary                                                                                                                                                                     | Momentary                                                                                                                                                                                                      | Momentary                                                                                                                                                             | Momentary                                                                                                                                                                                                 |
| <b>Ground terminal</b>                       | None                                                                                                                                                                          | Models available with or without ground terminal                                                                                                                                                               | Models available with or without ground terminal                                                                                                                      | Models available with or without ground terminal                                                                                                                                                          |
| <b>Keycap (Optional)</b>                     | Built in                                                                                                                                                                      | Refer to "ACCESSORIES" section of data sheet for Keycap information                                                                                                                                            | None                                                                                                                                                                  | None                                                                                                                                                                                                      |
| <b>Operating force (OF)*</b>                 | 70 ±20gf                                                                                                                                                                      | Refer to "OPERATING" CHARACTERISTICS" section of datasheet                                                                                                                                                     | 160gf (General purpose)<br>230gf (High force)                                                                                                                         | 160 ±50g max.                                                                                                                                                                                             |
| <b>Actuator type</b>                         | Plunger                                                                                                                                                                       | Plunger                                                                                                                                                                                                        | Plunger                                                                                                                                                               | Plunger                                                                                                                                                                                                   |
| <b>Terminal choices</b>                      | PCB                                                                                                                                                                           | PCB                                                                                                                                                                                                            | Surface mount                                                                                                                                                         | Surface mount                                                                                                                                                                                             |
| <b>Cleaning</b>                              | Not possible                                                                                                                                                                  | Possible                                                                                                                                                                                                       | Possible                                                                                                                                                              | Possible                                                                                                                                                                                                  |

# Switches - Tactile

|                                              |                                                                                                                                                                                                                     |                                                                                                                      |                                                                                                                                                                 |                                                                                                                                                                  |
|----------------------------------------------|---------------------------------------------------------------------------------------------------------------------------------------------------------------------------------------------------------------------|----------------------------------------------------------------------------------------------------------------------|-----------------------------------------------------------------------------------------------------------------------------------------------------------------|------------------------------------------------------------------------------------------------------------------------------------------------------------------|
|                                              |                                                                                                                                    |                                     |                                                                               |                                                                               |
|                                              | <b>B3WN</b>                                                                                                                                                                                                         | <b>B3J</b>                                                                                                           | <b>B3D</b>                                                                                                                                                      | <b>B3DA</b>                                                                                                                                                      |
| <b>Dimensions mm (in)</b>                    | 13 H x 8.0 D x 8.0 W<br>(0.51 x 0.31 x 0.31)                                                                                                                                                                        | 10.3 H x 18.0 D x 12.0 W<br>(0.41 x 0.71 x 0.47)                                                                     | 4 mm or 5 mm domes                                                                                                                                              | 4 mm or 5 mm domes                                                                                                                                               |
| <b>Features</b>                              | <ul style="list-style-type: none"> <li>• Radial Tape Sealed Tactile Switch</li> <li>• Compact 8 x 8 mm square size with double sealing construction</li> <li>• Assures water-tight/dust-tight protection</li> </ul> | <ul style="list-style-type: none"> <li>• Hinged Tactile Switch</li> <li>• Available with 1, 2 or no LED's</li> </ul> | <ul style="list-style-type: none"> <li>• Adhesive-backed individual dome</li> <li>• Superior dust-tight performance</li> <li>• No soldering required</li> </ul> | <ul style="list-style-type: none"> <li>• Adhesive-backed individual array</li> <li>• Superior dust-tight performance</li> <li>• No soldering required</li> </ul> |
| <b>Service life (Mechanical/ Electrical)</b> | 100,000 operations min.                                                                                                                                                                                             | 3,000,000 operations min.                                                                                            | 500,000 (4 mm) /<br>1,000,000 (5 mm)                                                                                                                            | 500,000 (4 mm) /<br>1,000,000 (5 mm)                                                                                                                             |
| <b>Contact Rating(s)<br/>Resistive load</b>  | 50mA @ 12VDC                                                                                                                                                                                                        | 1 to 50mA @ 5 to 24VDC                                                                                               | 10mA @ 12VDC                                                                                                                                                    | —                                                                                                                                                                |
| <b>Contact form</b>                          | SPST-NO                                                                                                                                                                                                             | SPST-NO                                                                                                              | N/A                                                                                                                                                             | N/A                                                                                                                                                              |
| <b>Action</b>                                | Momentary                                                                                                                                                                                                           | Momentary                                                                                                            | Momentary                                                                                                                                                       | Momentary                                                                                                                                                        |
| <b>Ground terminal</b>                       | None                                                                                                                                                                                                                | None                                                                                                                 | None                                                                                                                                                            | None                                                                                                                                                             |
| <b>Keycap (Optional)</b>                     | None                                                                                                                                                                                                                | None                                                                                                                 | None                                                                                                                                                            | None                                                                                                                                                             |
| <b>Operating force (OF)*</b>                 | 200 ±70gf                                                                                                                                                                                                           | 130 ±50gf                                                                                                            | 170g                                                                                                                                                            | 160g                                                                                                                                                             |
| <b>Actuator type</b>                         | Plunger                                                                                                                                                                                                             | Hinge lever                                                                                                          | Dome                                                                                                                                                            | Dome                                                                                                                                                             |
| <b>Terminal choices</b>                      | PCB                                                                                                                                                                                                                 | PCB                                                                                                                  | Surface mount                                                                                                                                                   | Surface mount                                                                                                                                                    |
| <b>Cleaning</b>                              | Possible                                                                                                                                                                                                            | Not possible                                                                                                         | Not possible                                                                                                                                                    | Not possible                                                                                                                                                     |

# Switches - DIP

|                                 |                                                                         |                                                                                                                                                                   |                                                                   |                                                     |                                                                                                                    |
|---------------------------------|----------------------------------------------------------------------------------------------------------------------------------------------------------|----------------------------------------------------------------------------------------------------------------------------------------------------------------------------------------------------------------------------------------------------|-----------------------------------------------------------------------------------------------------------------------------------------------------|----------------------------------------------------------------------------------------------------------------------------------------|-------------------------------------------------------------------------------------------------------------------------------------------------------------------------------------------------------|
|                                 | A6H                                                                                                                                                      | A6T/A6S                                                                                                                                                                                                                                            | A6D/A6DR                                                                                                                                            | A6E/A6ER                                                                                                                               | A6R/A6RV                                                                                                                                                                                              |
| <b>Dimensions mm (in)</b>       | Varies by type                                                                                                                                           | Varies by type                                                                                                                                                                                                                                     | Varies by type                                                                                                                                      | Varies by type                                                                                                                         | Varies by type                                                                                                                                                                                        |
| <b>Features</b>                 | <ul style="list-style-type: none"> <li>Half-pitch Surface Mount DIP Switch</li> <li>Low profile of 1.55mm</li> <li>Seal tape models available</li> </ul> | <ul style="list-style-type: none"> <li>Straight PCB/ Surface Mount DIP Switch</li> <li>Flat actuated types with or without seal tape, &amp; tape seal versions in embossed tape packaging</li> <li>Raised actuator types also available</li> </ul> | <ul style="list-style-type: none"> <li>Dustproof construction</li> <li>Top, raised &amp; side actuators</li> <li>Smooth switching action</li> </ul> | <ul style="list-style-type: none"> <li>Available in a variety of model types: A6E: Flat/Raised actuator A6ER: Side actuator</li> </ul> | <ul style="list-style-type: none"> <li>Economical rotary DIP switch</li> <li>Top, side &amp; extended shaft models</li> <li>O-ring sealed construction to prevent ingress of dust and dirt</li> </ul> |
| <b>Contact Rating(s)</b>        |                                                                                                                                                          |                                                                                                                                                                                                                                                    |                                                                                                                                                     |                                                                                                                                        |                                                                                                                                                                                                       |
| Resistive load                  | 25mA @ 24VDC                                                                                                                                             | 25mA @ 24VDC                                                                                                                                                                                                                                       | 30mA @ 30VDC                                                                                                                                        | 25mA @ 24VDC                                                                                                                           | 25mA @ 24VDC                                                                                                                                                                                          |
| <b>Switching positions</b>      | –                                                                                                                                                        | –                                                                                                                                                                                                                                                  | –                                                                                                                                                   | –                                                                                                                                      | 10-BCD<br>16-Hexadecimal                                                                                                                                                                              |
| <b>Number of poles</b>          | 4, 8                                                                                                                                                     | A6T: 1, 2, 4, 6, 8, 10<br>A6S: 2, 3, 4, 5, 6, 7, 8, 9, 10<br>A6S (embossed tape): 4, 6, 8                                                                                                                                                          | 4, 6, 8, 10                                                                                                                                         | 2, 3, 4, 5, 6, 7, 8, 9, 10                                                                                                             | –                                                                                                                                                                                                     |
| <b>Operating force (OF)*</b>    | 30gf                                                                                                                                                     | 30gf                                                                                                                                                                                                                                               | 500gf                                                                                                                                               | 30gf                                                                                                                                   | 200g-cm max.                                                                                                                                                                                          |
| <b>Mechanical service life,</b> | 1,000 operations min.                                                                                                                                    | 1,000 operations min.                                                                                                                                                                                                                              | 5,000 operations min.                                                                                                                               | 1,000 operations min.                                                                                                                  | 5,000 detent operations min.                                                                                                                                                                          |
| <b>Electrical service life</b>  | 1,000 operations min.                                                                                                                                    | 1,000 operations min.                                                                                                                                                                                                                              | 2,000 operations min.                                                                                                                               | 1,000 operations min.                                                                                                                  | 5,000 detent operations min.                                                                                                                                                                          |
| <b>Actuator types</b>           | Top                                                                                                                                                      | Top, raised                                                                                                                                                                                                                                        | Top, raised, side                                                                                                                                   | Top, raised, side                                                                                                                      | Rotary                                                                                                                                                                                                |
| <b>Terminal choices</b>         | Surface mount                                                                                                                                            | PCB terminal; Surface mount                                                                                                                                                                                                                        | PCB terminal                                                                                                                                        | PCB terminal                                                                                                                           | PCB terminal                                                                                                                                                                                          |
| <b>Washable</b>                 | Yes (seal tape only)                                                                                                                                     | Yes (seal tape only)                                                                                                                                                                                                                               | Yes                                                                                                                                                 | No                                                                                                                                     | No                                                                                                                                                                                                    |

## Switches - DIP



A6C



## Omron Electronic Components: The Quality, Flexibility and Global Support You Need

### For More Detailed Information...

#### Visit Us Online: [www.components.omron.com](http://www.components.omron.com)

- Browse Omron's full range of Product information and selection guides.
- Download PDF's – datasheets, brochures, and more.
- Find Omron solutions for competitive products.
- Locate a Distributor and search for available inventory.

#### Call Us:

1-847-882-2288 Monday through Friday,  
7:30 a.m. to 6:00 p.m. Central Time (CT)

#### Email Us:

[components@omron.com](mailto:components@omron.com)

#### OMRON ELECTRONICS COMPONENTS LLC

55 Commerce Drive • Schaumburg, IL 60173

### REQUIRED PRECAUTIONS

IT IS THE BUYER'S SOLE RESPONSIBILITY TO ENSURE THAT ANY OMRON PRODUCT IS FIT AND SUFFICIENT FOR USE IN A MOTORIZED VEHICLE APPLICATION. BUYER SHALL BE SOLELY RESPONSIBLE FOR DETERMINING APPROPRIATENESS OF THE PARTICULAR PRODUCT WITH RESPECT TO THE BUYER'S APPLICATION, END PRODUCT, OR SYSTEM. BUYER SHALL TAKE THE APPLICATION RESPONSIBILITY IN ALL CASES, BUT THE FOLLOWING IS A NON-EXHAUSTIVE LIST OF APPLICATIONS FOR WHICH PARTICULAR ATTENTION MUST BE GIVEN:

- Outdoor use; uses involving potential chemical contamination or electrical interference, or conditions or uses not described in this document.
- Use in consumer products or any use in significant quantities.
- Energy control systems, combustion systems, railroad systems, aviation systems, medical equipment, amusement machines, vehicles, safety equipment, and installations subject to separate industry or government regulations.
- Systems, machines, and equipment that could present a risk to life or property.

NEVER USE THE PRODUCT FOR AN APPLICATION INVOLVING SERIOUS RISK TO LIFE OR PROPERTY OR IN LARGE QUANTITIES WITHOUT ENSURING THAT THE END PRODUCT AS A WHOLE HAS BEEN DESIGNED TO ADDRESS RELEVANT RISKS, AND THAT THE OMRON PRODUCT IS PROPERLY RATED AND INSTALLED FOR ITS INTENDED USE.

**[www.components.omron.com](http://www.components.omron.com)**