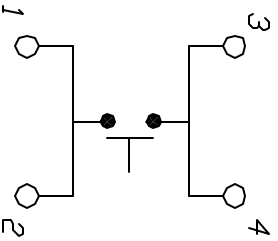
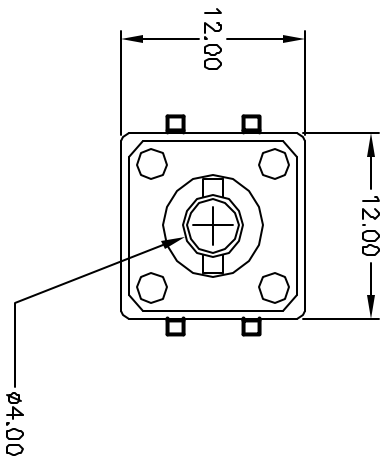
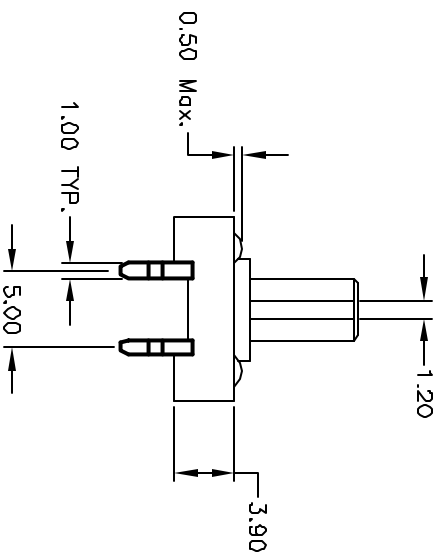
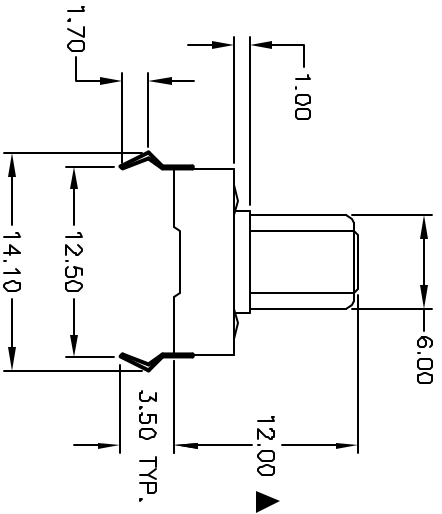


RECOMMENDED P.C.B. LAYOUT



CIRCUIT: SPST



NOTES:

1. ALL DIMENSIONS IN MM
2. GENERAL TOLERANCE: X.X = ±0.4
X.XX = ±0.25
3. TERM. NOS. FOR REFERENCE ONLY.
4. RATINGS: 12VDC, 50mA
5. OPERATING FORCE: 160 ± 50gf
6. TRAVEL: 0.3 ± 0.15mm
7. CONTACT RESISTANCE: 100Ω Max.

E-SWITCH®

TITLE		TL1100F F160 Q		
SCALE		2:1		
DATE		5/10/94		
DR		MM		
DWG		P001101		
REV		C		
C	12691	Updated Format, Notes, Tolerances	1/3/03	CJB
REV.	ECN No.	DESCRIPTION	DATE	CHK'D
THE INFORMATION CONTAINED IN THIS DOCUMENT IS PROPRIETARY TO E-SWITCH AND IS NOT TO BE COPIED OR TRANSMITTED				