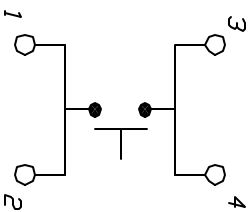
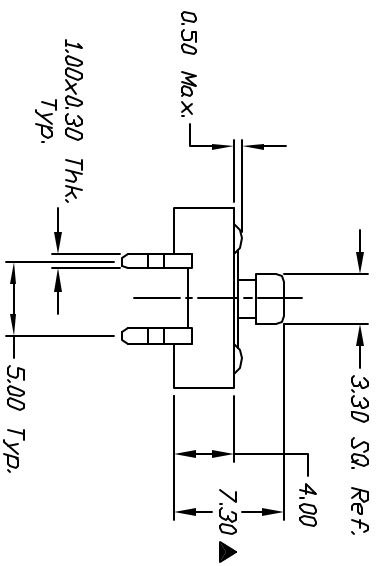
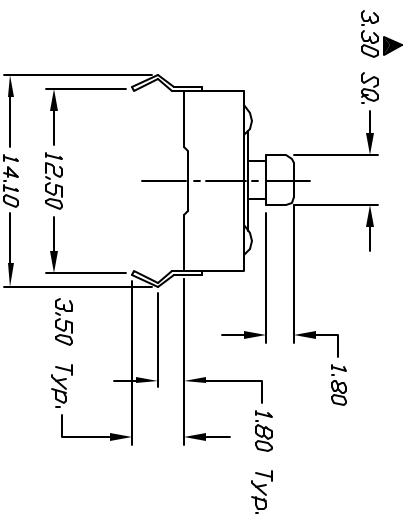


RECOMMEND P.C.B. LAYOUT



CIRCUIT: SPST
CONTACT CONFIGURATION

NOTES:

1. ALL DIMENSIONS IN MM
2. GENERAL TOLERANCE: 0.0=±0.4
0.00=±0.25
3. TERM. NOS. FOR REF. ONLY
4. RATING: 50mA, @12V DC
5. TRAVEL: 0.30±0.15mm
- ▲6. OPERATING FORCE: 160±50gf
7. CONTACT RESISTANCE: 100 milliohms Max.
8. ELECTRICAL LIFE: 100,000 CYCLES MIN.
- ▲9. DESIGNATE MAJOR DIMENSIONS

C	10349	REVISED & REDRAWN	9/8/99	DATE	CHKD
REV.	ECN No.	DESCRIPTION	DATE	CHKD	

TITLE		SCALE		DATE	DR	DWG	REV
TL 1100 F160 Q		2:1		4/3/94	MM	P001099	C

E-SWITCH®

THE INFORMATION CONTAINED IN THIS DOCUMENT IS PROPRIETARY TO E-SWITCH AND IS NOT TO BE COPIED OR TRANSMITTED