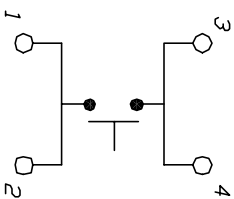
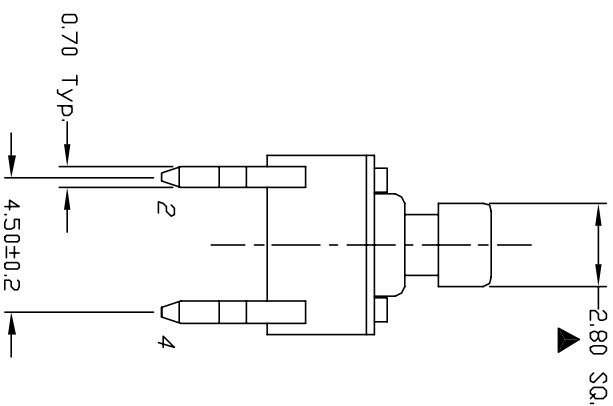
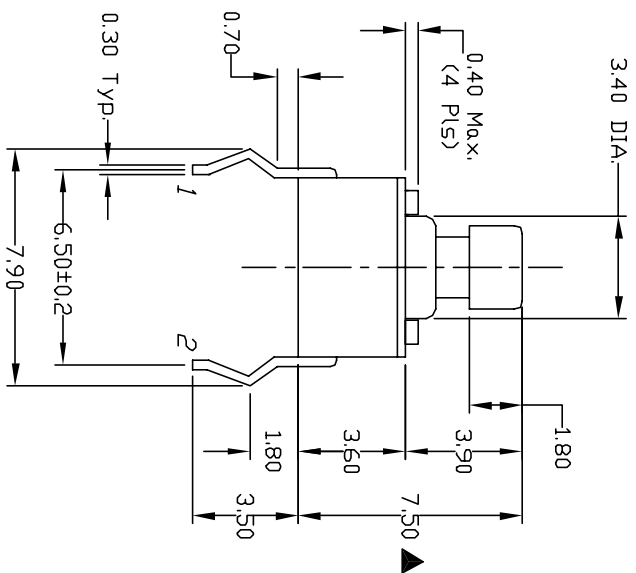


RECOMMEND PCB LAYOUT

- NOTES:
1. ALL DIMENSIONS IN MM
  2. GENERAL TOLERANCE: 0.0 = ±0.4  
0.00 = ±0.25
  3. TERM. NOS. FOR REF. ONLY
  4. RATING: 50mA, @12V DC
  5. TRAVEL: 0.25 ± 0.1mm
  6. OPERATING FORCE: 160 ± 50gf
  7. CONTACT RESISTANCE: 100 milliohms Max.
  8. ELECTRICAL LIFE: 100,000 CYCLES MIN.
  9. DESIGNATE MAJOR DIMENSIONS



CIRCUIT: SPST  
CONTACT CONFIGURATION

REV.	ECN NO.	DESCRIPTION	DATE	CHKD
C	10038	REVISED & REDRAWN	12/2/98	
THE INFORMATION CONTAINED IN THIS DOCUMENT IS PROPRIETARY TO E-SWITCH AND IS NOT TO BE COPIED OR TRANSFERRED				

TITLE				
TL 1105 SP F160 Q				
SCALE				
4:1				
DATE				
8/28/94				
DR				
MM				
DWG				
P010201				
REV				
C				

**E-SWITCH®**