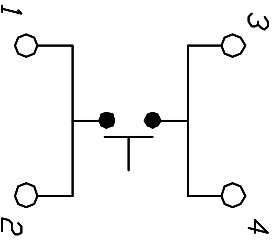


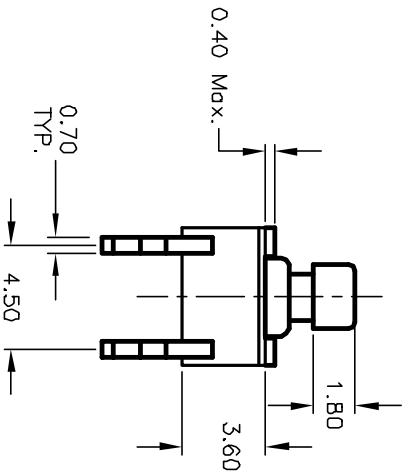
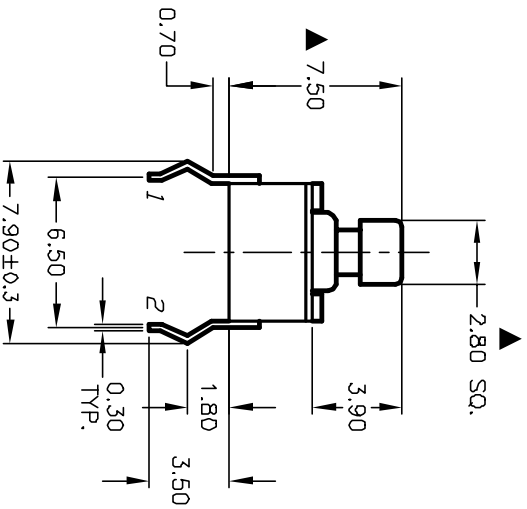
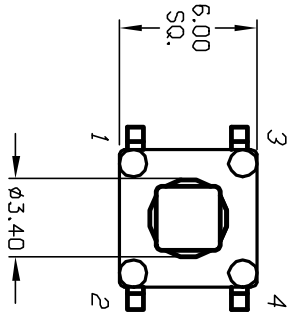
RECOMMENDED P.C.B. LAYOUT



CIRCUIT: SPST

NOTES:

1. ALL DIMENSIONS IN MM
2. GENERAL TOLERANCE: X.X=±0.4
X.XX=±0.25
3. TERM. NOS. FOR REFERENCE ONLY.
4. RATINGS: 12VDC, 50mA
5. OPERATING FORCE: 100gf
6. TRAVEL: 0.25±0.1mm
7. CONTACT RESISTANCE: 100Ω Max.
8. ELECTRICAL LIFE: 100,000 CYCLES MIN.
9. DESIGNATE MAJOR: ▲



REV.	ECN No.	DESCRIPTION	DATE	CHKD
A	11501	RELEASED FOR PRODUCTION	9/4/02	CJB

TITLE	SCALE	DATE	DR	DWG	REV
TL1105SP F100 Q	3:1	--	--	P010210	A

E-SWITCH®

THE INFORMATION CONTAINED IN THIS DOCUMENT IS PROPRIETARY TO E-SWITCH AND IS NOT TO BE COPIED OR TRANSMITTED