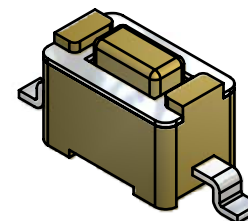
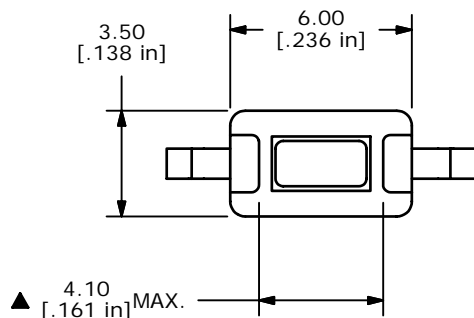



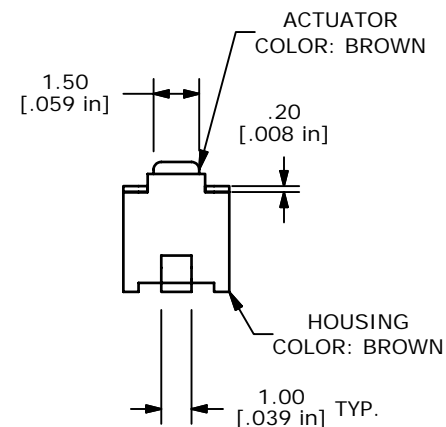
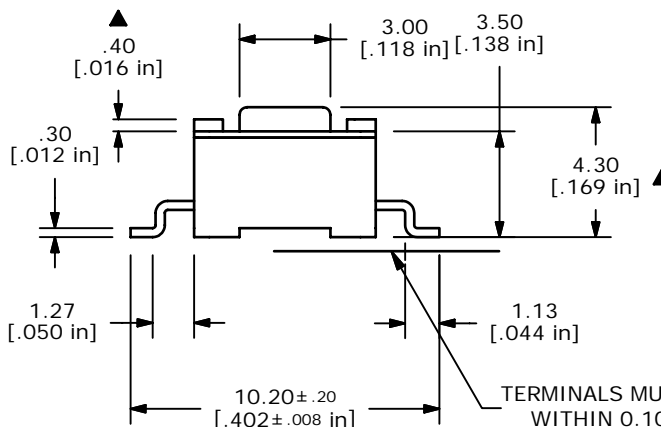
RECOMMENDED P.C.B. LAYOUT



ISOMETRIC



CIRCUIT: SPST



NOTES:

1. ALL DIMENSIONS IN MM [INCH]
2. GENERAL TOLERANCE: X.X=±0.4
X.XX=±0.25
3. TERM. NOS. FOR REFERENCE ONLY.
4. RATING: 50mA @ 12VDC
- ▲5. OPERATING FORCE: 130 ± 50gf
6. TRAVEL: 0.25 +0.2/-0.1mm
7. CONTACT RESISTANCE: 100 MILLI OHMS MAX. (INITIAL)
8. MECHANICAL/ELECTRICAL LIFE: 40,000 CYCLES.
- ▲9. CONTACT MATERIAL: SILVER
- ▲10. PACKAGE: TAPE AND REEL, 1800 PER
11. ▲ DENOTES CRITICAL PARAMETER
12. 2002/95/EC (ROHS) COMPLIANT



C	16720	CHANGED ACT. COLOR TO BROWN	11/30/06	TN
B	16705	REVISED AND REDRAWN	11/28/06	TN
REV	PCR NO	DESCRIPTION	DATE	BY

TITLE TL3302AF130QG				
SCALE	DATE	DR	DWG	REV
4:1	11/30/2006	TN	P020332	C

THE INFORMATION CONTAINED IN THIS DOCUMENT IS PROPRIETARY TO E-SWITCH AND IS NOT TO BE COPIED OR TRANSFERRED