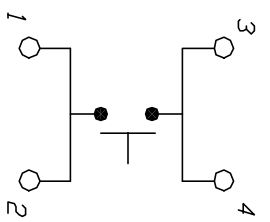
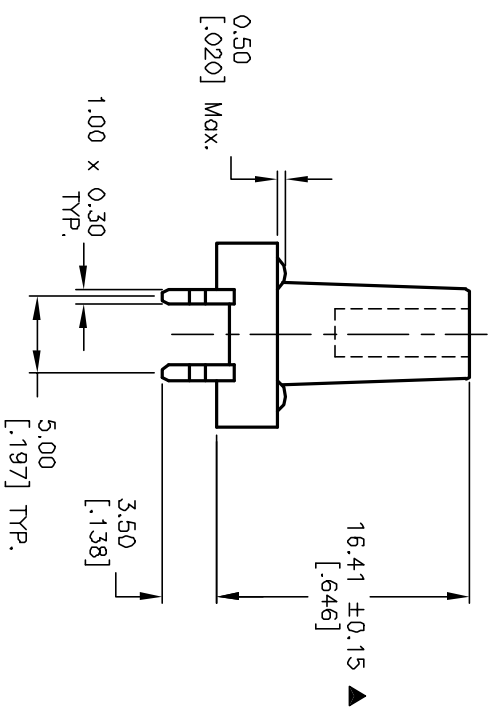
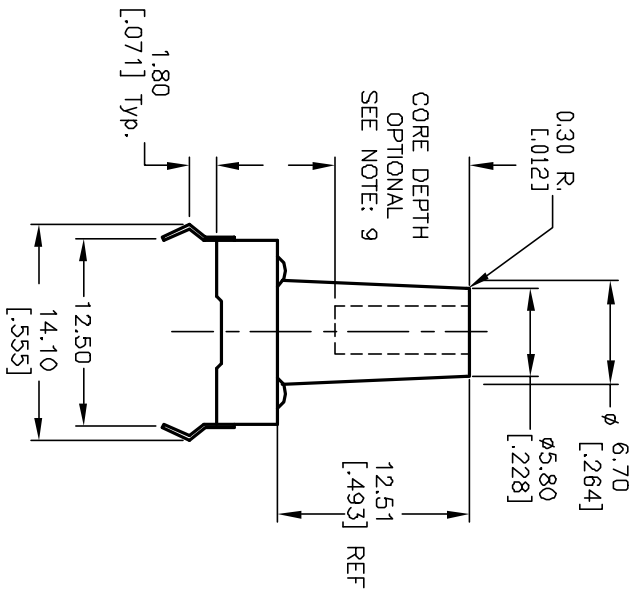


RECOMMENDED P.C.B. LAYOUT



CIRCUIT: SPST

CONTACT CONFIGURATION

- NOTES:
1. ALL DIMENSIONS IN MM [INCH]
 2. GENERAL TOLERANCE: X.X=±0.4 X.XX=±0.25
 3. TERM. NOS. FOR REF. ONLY
 4. RATING: 50mA, @12V DC
 5. TRAVEL: 0.30±0.15mm
 6. OPERATING FORCE:260±50gf
 7. PLUNGER COLOR: RED
 8. DESIGNATE MAJOR DIMENSIONS
 9. CORE DIA. AND DEPTH DIMENSIONS OPTIONAL TO ELIMINATE BOWING OF PLUNGER.



REV.	ECN No.	DESCRIPTION	DATE	CHKD
B	11044	PLUNGER COLOR WAS BLACK	11/08/00	CJB

TITLE	SCALE	DATE	DR	DWG	REV
TL 1100 S F260 Q (16.41mm Plunger)	1:1	11/03/00	CJB	P001106	B

THE INFORMATION CONTAINED IN THIS DOCUMENT IS PROPRIETARY TO E-SWITCH AND IS NOT TO BE COPIED OR TRANSMITTED