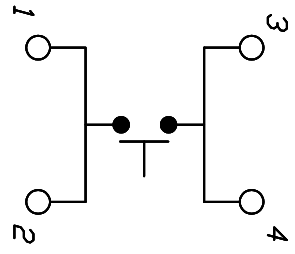
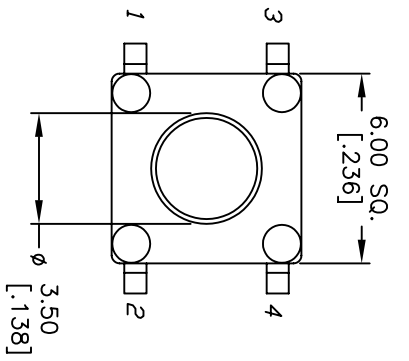
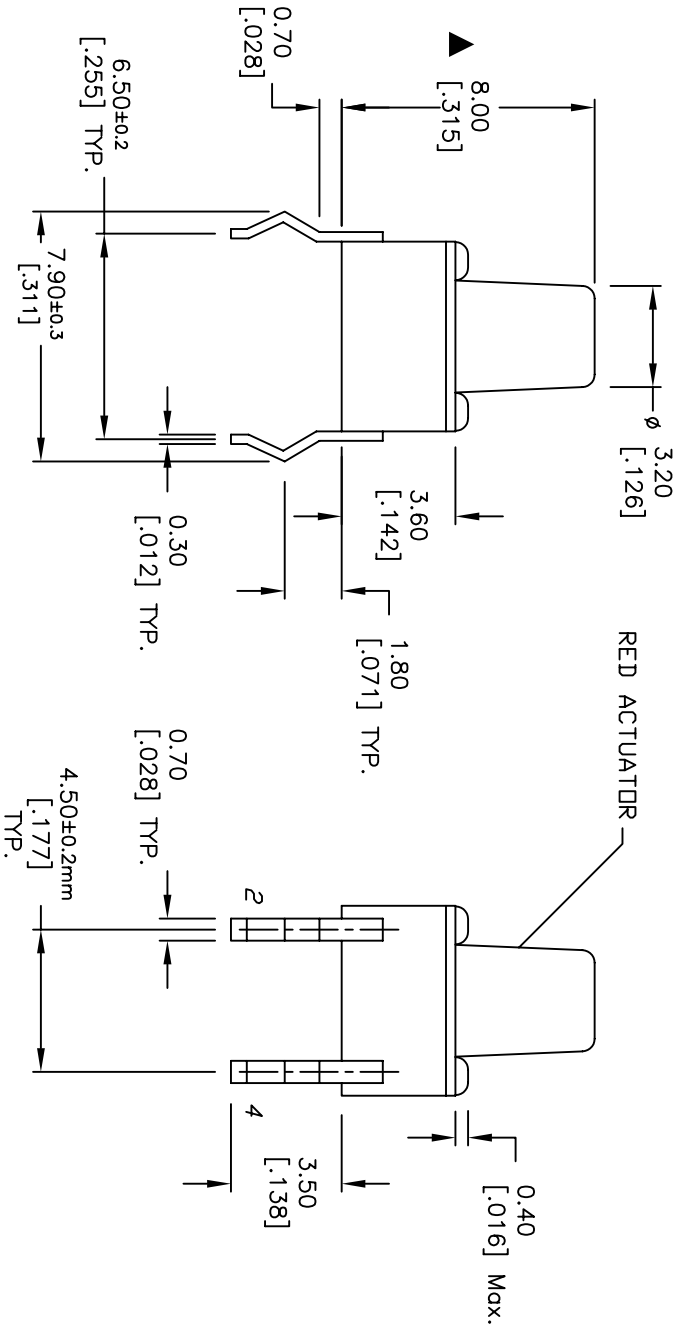


RECOMMENDED P.C.B. LAYOUT

SCALE 3:1



CIRCUIT: SPST



NOTES:

1. ALL DIMENSIONS IN MM [INCH]
2. GENERAL TOLERANCE: X.XX=±0.25
X.XXX=±0.125
3. TERM. NOS. FOR REFERENCE ONLY.
4. RATINGS: 12VDC, 50mA
5. OPERATING FORCE: 250±50gf
6. TRAVEL: 0.25±0.1mm
7. CONTACT RESISTANCE: 100 MILLI-OHMS Max.
8. DIELECTRIC STRENGTH: 250V RMS min.
9. INSULATION RESISTANCE: 1000 Mega-OHMS min.
10. ELECTRICAL LIFE: 100,000 CYCLES min.
11. ▲ DESIGNATE MAJOR FEATURE:
- ▲ 12. 2002/95/EC (ROHS) COMPLIANT

D	17248	FIXED FORCE NOTE	5/3/07	TN
C	12190	REVISED AND REDRAWN	5/28/02	CJB
REV.	ECN NO.	DESCRIPTION	DATE	CHKD

TITLE		SCALE	DATE	DR	DWG	REV
TL1105CF2500		4:1	5/3/07	TN	P010014	D



THE INFORMATION CONTAINED IN THIS DOCUMENT IS PROPRIETARY TO E-SWITCH AND IS NOT TO BE COPIED OR TRANSFERRED