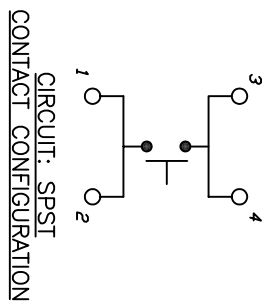
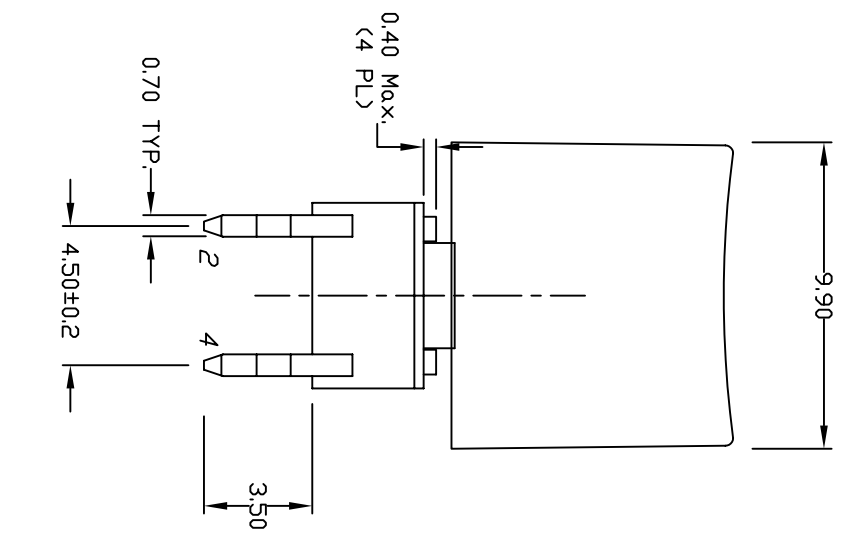
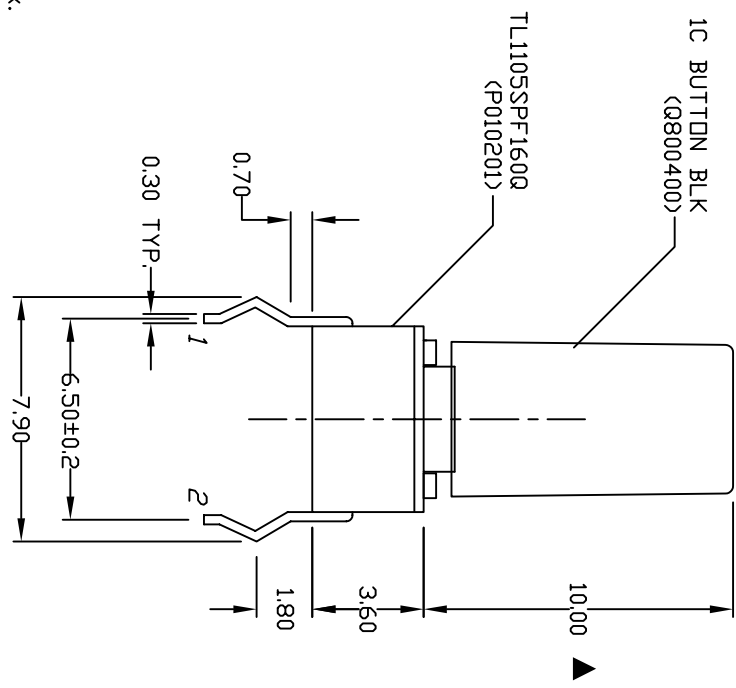
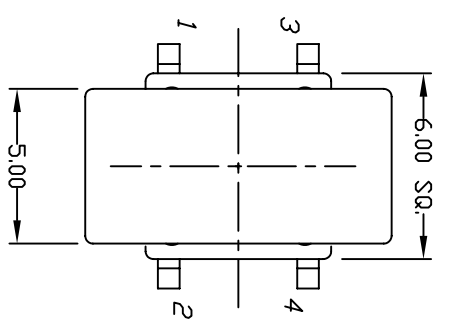


RECOMMENDED P.C.B. LAYOUT



NOTES:

1. ALL DIMENSIONS IN MM
2. GENERAL TOLERANCE: X.X=±0.4
X.XX=±0.25
3. TERM. NOS. FOR REF. ONLY
4. RATING: 50mA, @12V DC
5. TRAVEL: 0.25±0.1mm
6. OPERATING FORCE: 160±50gf
7. CONTACT RESISTANCE: 100 milliohms Max.
8. ELECTRICAL LIFE: 100,000 CYCLES MIN.
9. DESIGNATE MAJOR DIMENSIONS
10. 2002/95/EC (ROHS) COMPLIANT

B	16005	UPDATE NOTES AND CAP PART NO.	5/04/06	CT
A		RELEASED	4/30/02	CJB
REV.	ECN No.	DESCRIPTION	DATE	CHKD

E-SWITCH®

TITLE	TL 1105 SP F160 Q/1C BLK - VERTICAL
SCALE	4:1
DATE	4/30/02
DR	CJB
DWG	XP0127A
REV	B

THE INFORMATION CONTAINED IN THIS DOCUMENT IS PROPRIETARY TO E-SWITCH AND IS NOT TO BE COPIED OR TRANSFERRED