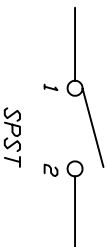
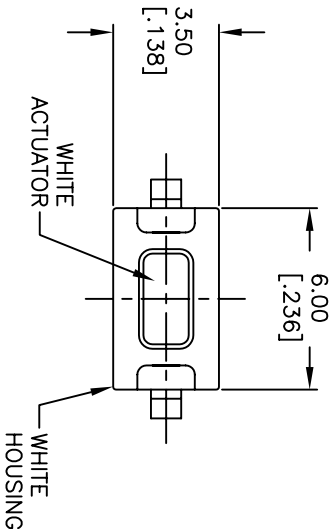
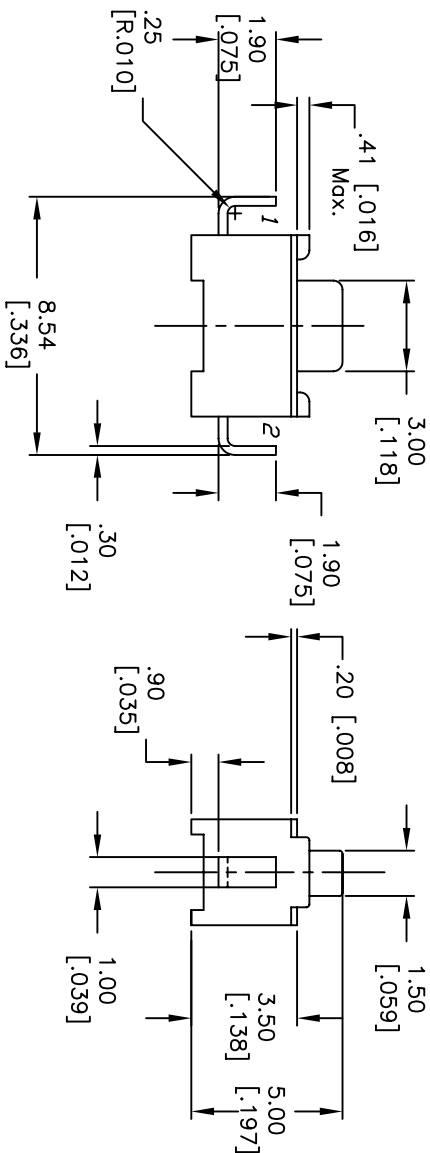


RECOMMENDED P.C.B. CUTOUT



CIRCUIT DIAGRAM:



- NOTES:
1. ALL DIMENSIONS IN MM [INCH]
 2. GENERAL TOLERANCE: X.X=±0.4 X:XX=±0.25
 3. TERM. NOS. FOR REFERENCE ONLY.
 4. RATINGS: 12VDC, 50mA
 5. CONTACT MATERIAL: SILVER
 6. OPERATING FORCE: 260±50gf
 7. TRAVEL: 0.25±0.1mm
 8. CONTACT RESISTANCE: 100Ω Max.
 9. LIFE: 30,000 Cycles min.
 10. PACKAGE: BULK
 11. 2002/95/EC (ROHS) COMPLIANT

REV.	ECN No.	DESCRIPTION	DATE	CHKD
C	16631	UPDATED NOTES	11/9/06	TN
B	14270	ADD HOUSING, ACTUATOR COLOR	8/26/04	AR
A	11831	RELEASED FOR PRODUCTION	--	--

REV.	ECN No.	DESCRIPTION	DATE	CHKD
C	16631	UPDATED NOTES	11/9/06	TN
B	14270	ADD HOUSING, ACTUATOR COLOR	8/26/04	AR
A	11831	RELEASED FOR PRODUCTION	--	--

SCALE	DATE	DR	DWG	REV
4:1	11/9/2006	TN	D310685	C



TL1107BF260EQ

THE INFORMATION CONTAINED IN THIS DOCUMENT IS PROPRIETARY TO E-SWITCH AND IS NOT TO BE COPIED OR TRANSMITTED