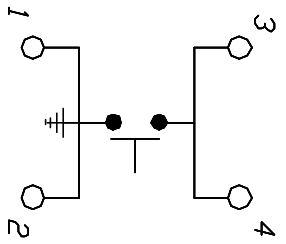
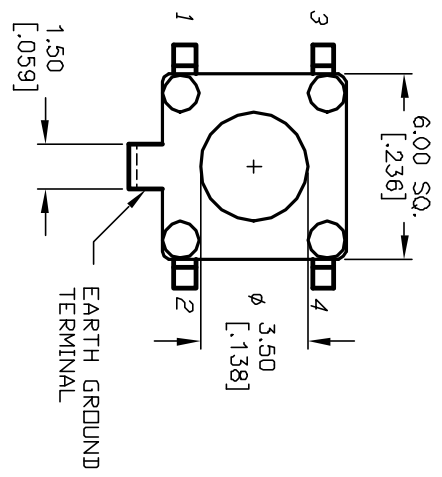
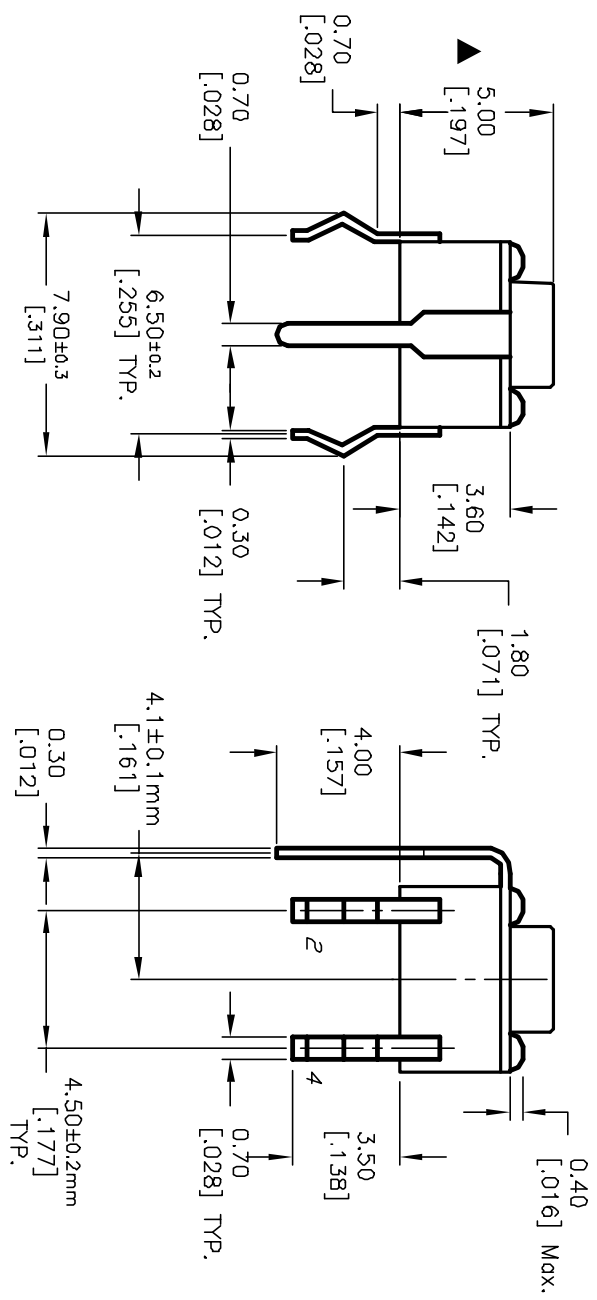


RECOMMENDED P.C.B. LAYOUT  
SCALE 3:1



CIRCUIT: SPST

- NOTES:
1. ALL DIMENSIONS IN MM [INCH]
  2. GENERAL TOLERANCE: XX=±0.4  
X.XX=±0.25
  3. TERM. NOS. FOR REFERENCE ONLY.
  4. RATINGS: 12VDC, 50mA
  5. OPERATING FORCE: 100±50gf Typical
  6. TRAVEL: 0.25±0.1mm
  7. CONTACT RESISTANCE: 100 MILLI Ω Max.
  8. DIELECTRIC STRENGTH: 250V RMS min.
  9. INSULATION RESISTANCE: 100 Mega Ω min.
  10. ELECTRICAL LIFE: 100,000 CYCLES min.
  11. DESIGNATE MAJOR FEATURE:



REV.	ECN No.	DESCRIPTION	DATE	CHKD	TITLE	SCALE	DATE	DR	DWG	REV
A	12054	RELEASED FOR PRODUCTION	4/11/02	CJB	TLE 11054 F100 Q	4:1	8/23/01	CJB	D310116	A
<p>THE INFORMATION CONTAINED IN THIS DOCUMENT IS PROPRIETARY TO E-SWITCH AND IS NOT TO BE COPIED OR TRANSFERRED</p>										

**E-SWITCH®**