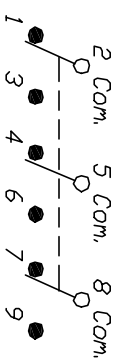


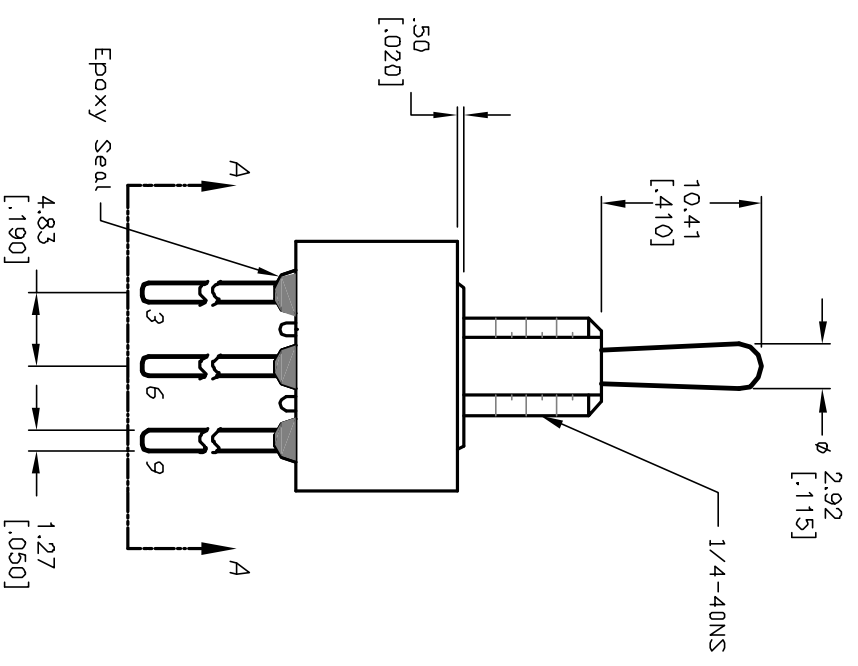
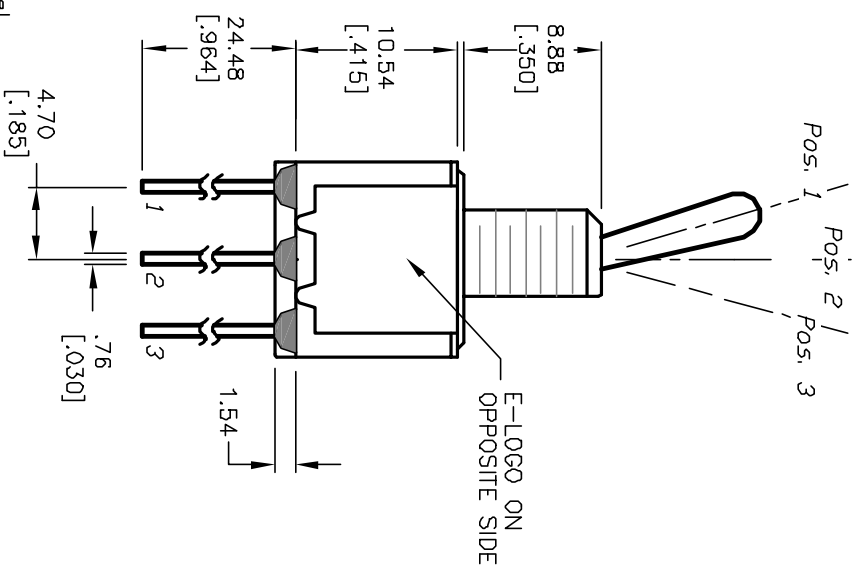
SWITCH FUNCTION		
POS. 1	POS. 2	POS. 3
DN	NONE	DN
2-3,5-6 8-9	DPEN	2-1,5-4 8-7



CIRCUIT: 3PDT

NOTES:

1. ALL DIMENSIONS IN MM [INCH]
2. GENERAL TOLERANCE: X.X=±0.4  
X.XX=±0.25
3. TERM. NDS. FOR REF. ONLY
4. RATING: 5A @120VAC OR 28VDC;  
2A @250VAC
5. FIXED TERM. & MOVING CONTACT:  
Copper Alloy w/Silver Plated.
6. ELECTRICAL LIFE: 50,000 make-and-break  
cycles at full load.
7. INSULATION RESISTANCE: 1,000M ohm min.
8. DIELECTRIC STRENGTH: 1000V RMS @sea level
9. OPERATING TEMP.: -30°C to 85°C
10. SUPPLIED HARDWARE - HEX NUT (2) LOCK RING,  
AND LOCK WASHER.



**E-SWITCH®**

REV.	ECN No.	DESCRIPTION	DATE	CHKD	SCALE	DATE	DR	DWG	REV
A	12326	RELEASED	7/24/02	CJB	2:1	7/24/02	cb	T131034	A
TITLE					100 3P-1 T1 B1 M5-2 Q E				
THE INFORMATION CONTAINED IN THIS DOCUMENT IS PROPRIETARY TO E-SWITCH AND IS NOT TO BE COPIED OR TRANSFERRED									