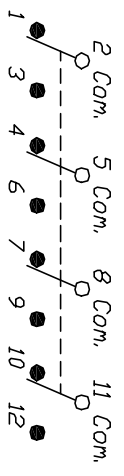


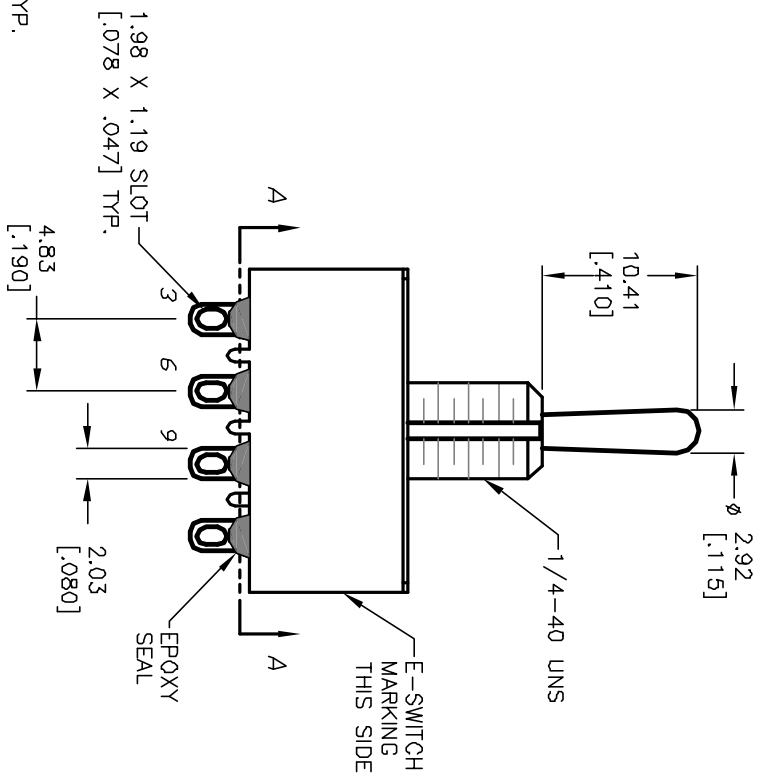
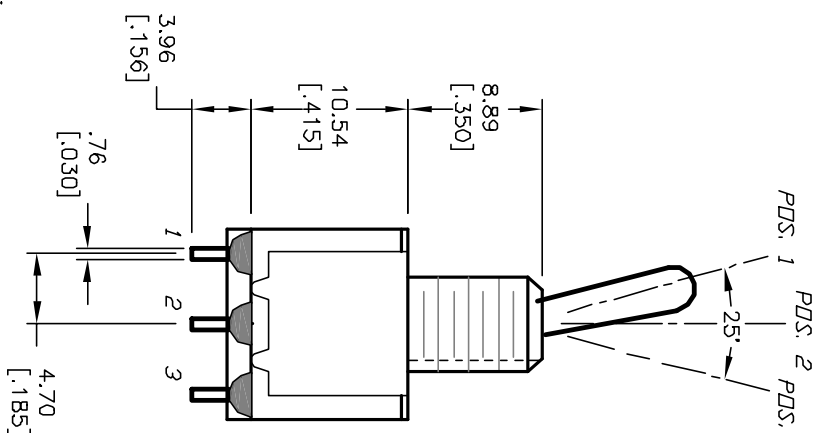
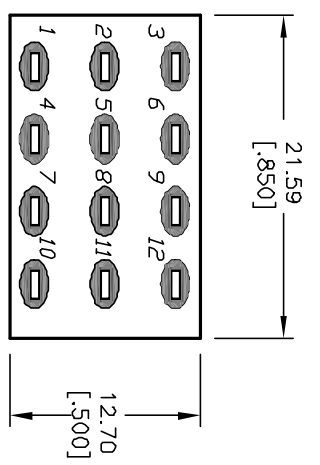
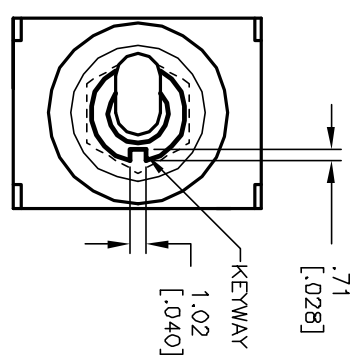
SWITCH FUNCTION		
PDS: 1	PDS: 2	PDS: 3
DN	NONE	(DN)
2-3,5-6 8-9,11-12	DPEN	2-1,5-4 8-7,11-10

( )=Momentary



NOTES:

1. ALL DIMENSIONS IN MM [INCH]
2. GENERAL TOLERANCE: X.X=±0.4  
X.XX=±0.25
3. TERMINAL NUMBERS FOR REF ONLY
4. RATING: 0.4VA @20V AC/DC max.
5. CONTACT & TERM MATERIAL:  
Copper Alloy w/Gold plate over  
Nickel plate.
6. ELECTRIC LIFE: 50,000 make-and-break cycles  
at full load.
7. INSULATION RESISTANCE: 1,000 Mega-ohm min.
8. DIELECTRIC STRENGTH: 1,000 V RMS @sea level.
9. OPERATING TEMP.: -30°C to 85°C



**E-SWITCH®**

REV. B		ADD NOTES		TITLE		SCALE		DATE		DR		DWG		REV	
12460	ECN NO.	DESCRIPTION	DATE	10/3/02	100 4P-2 T1 B1 M1 R E (GOLD CONTACTS)	2:1	10/3/02	CJB	CJB	T141017	B				
<p>THE INFORMATION CONTAINED IN THIS DOCUMENT IS PROPRIETARY TO E-SWITCH AND IS NOT TO BE COPIED OR TRANSMITTED</p>															