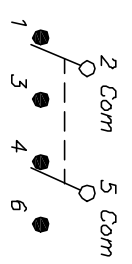
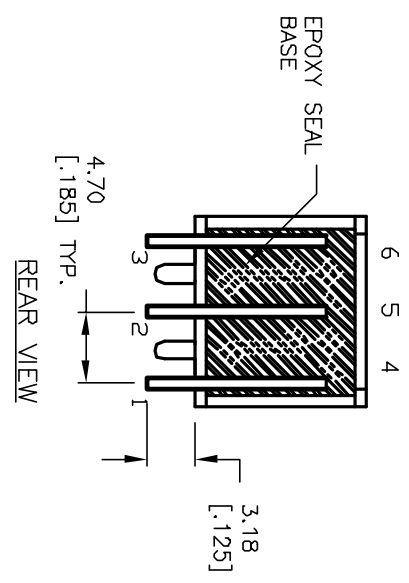
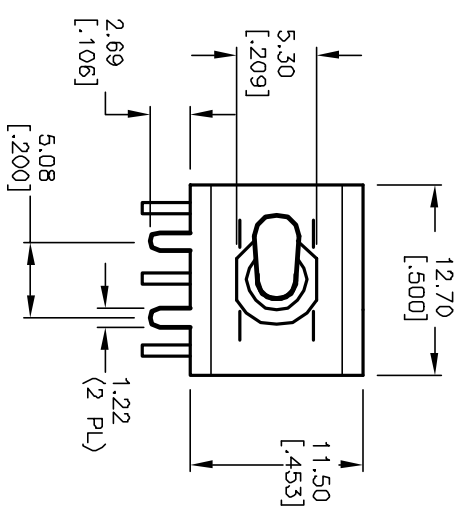


RECOMMENDED P.C.B. LAYOUT

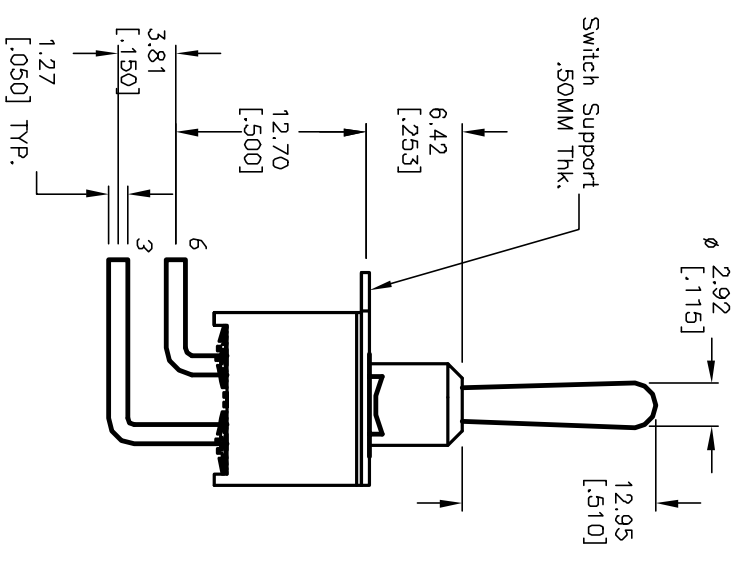
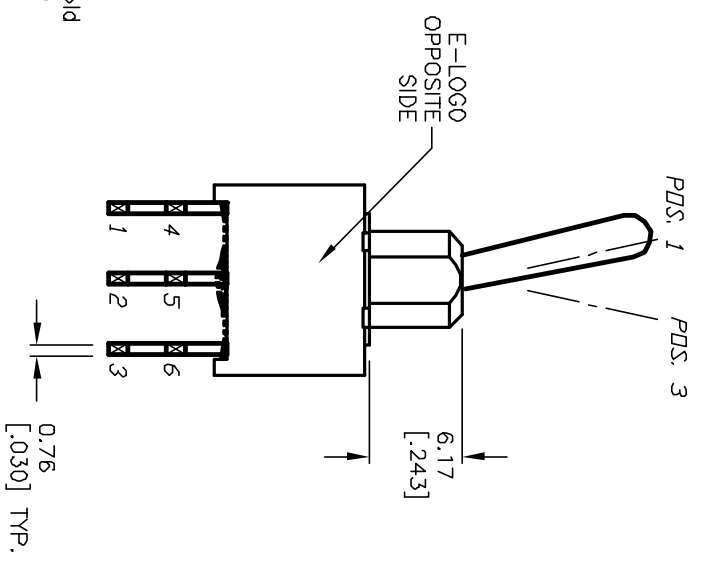


CIRCUIT: DPDT CONTACT CONFIGURATION

SWITCH FUNCTION		
PDS. 1	PDS. 2	PDS. 3
DN	NONE	DN
2-3,5-6	DPEN	2-1,5-4

NOTES:

1. ALL DIMENSIONS IN MM [INCH]
2. GENERAL TOLERANCE: X.X=±0.4 X.XX=±0.25
3. TERM. NOS. FOR REF. ONLY
4. RATING: 0.4(VA) Max. @20V (AC or DC)
5. FIXED TERM. & MOVING CONTACT: COPPER ALLOY W/Gold PLATE over Ni Plate
6. ELECTRICAL LIFE: 50,000 make-and-break cycles at full load.
7. INSULATION RESISTANCE: 1,000M ohm min.
8. DIELECTRIC STRENGTH: 1,000V RMS @sea level.
9. OPERATING TEMP.: -30°C to +85°C.



REV.	ECN No.	DESCRIPTION	DATE	CHK'D
A	12042	RELEASED FOR PRODUCTION	4/5/02	CJB

TITLE	SCALE	DATE	DR	DWG	REV
100A WDP-1 T1 B4 M6 R E (GOLD CONTACTS)	2:1	4/5/02	CJB	T102100	A



THE INFORMATION CONTAINED IN THIS DOCUMENT IS PROPRIETARY TO E-SWITCH AND IS NOT TO BE COPIED OR TRANSMITTED