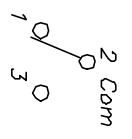


RECOMMENDED P.C.B. LAYOUT

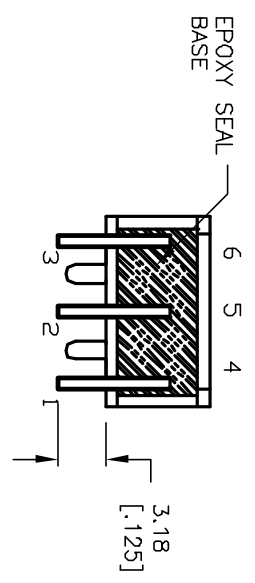
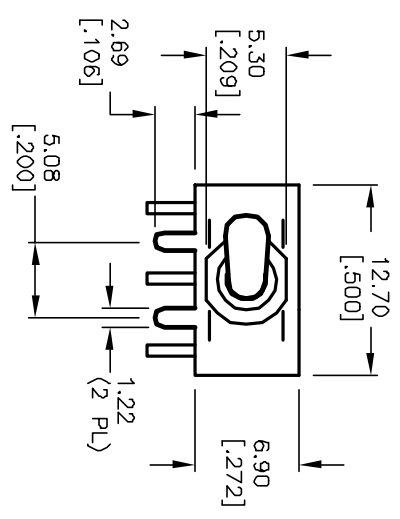


CIRCUIT: SPDT CONTACT CONFIGURATION

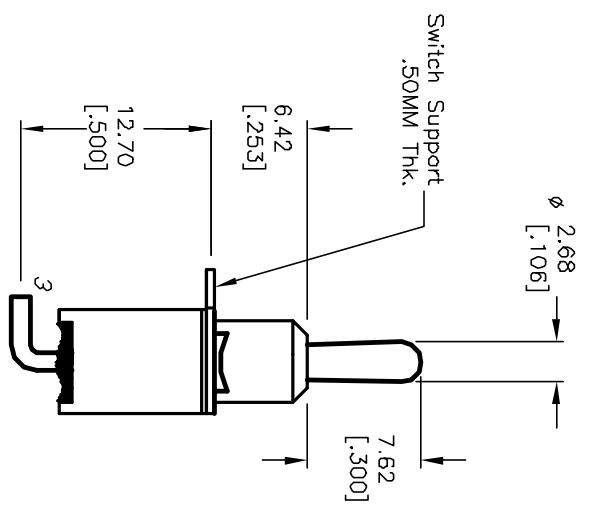
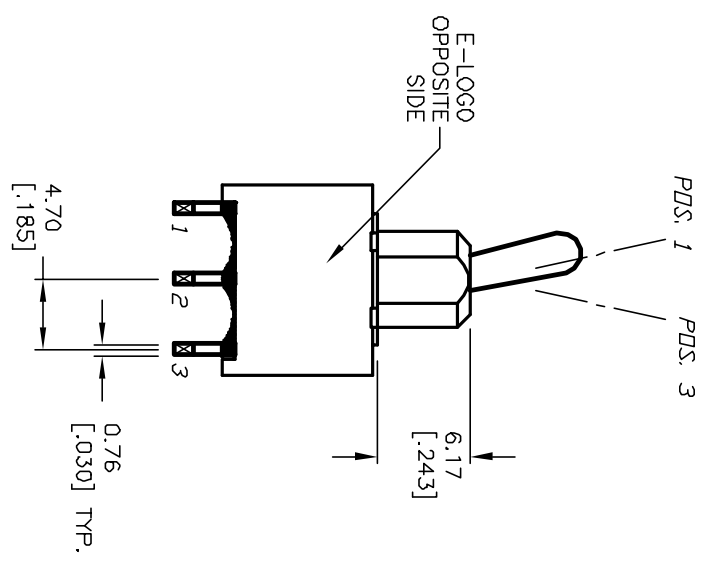
SWITCH FUNCTION		
PDS. 1	PDS. 2	PDS. 3
DN	NDNE	DN
2-3	DPEN	2-1

NOTES:

1. ALL DIMENSIONS IN MM [INCH]
2. GENERAL TOLERANCE: X.X=±0.4 X.XX=±0.25
3. TERM. NOS. FOR REF. ONLY
4. RATING: 3A @120VAC or 28VDC; 1A @250VAC
5. FIXED TERM. & MOVING CONTACT: COPPER ALLOY W/SILVER PLATE.
6. ELECTRICAL LIFE: 50,000 make-and-break cycles at full load.
7. INSULATION RESISTANCE: 1,000M ohm min.
8. DIELECTRIC STRENGTH: 1,000V RMS @sea level.
9. OPERATING TEMP.: -30°C to +85°C.



REAR VIEW



REV.	ECN No.	DESCRIPTION	DATE	CHK'D
A	12047	RELEASED FOR PRODUCTION	4/9/02	CJB

TITLE	SCALE	DATE	DR	DWG	REV
100A WSP-1 T2 B4 M6 Q E	2:1	4/9/02	CJB	T101006	A



THE INFORMATION CONTAINED IN THIS DOCUMENT IS PREPARED FOR E-SWITCH AND IS NOT TO BE COPIED OR TRANSMITTED