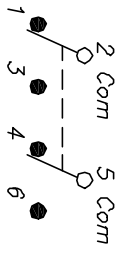
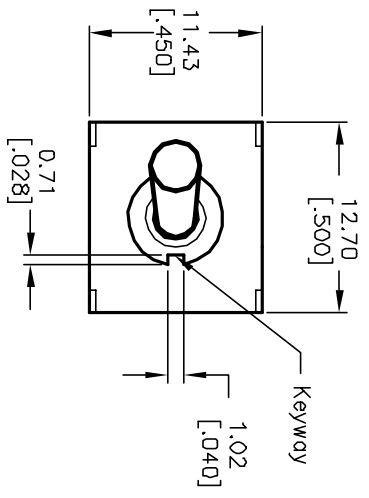


RECOMMENDED P.C.B. LAYOUT  
SCALE: 2:1

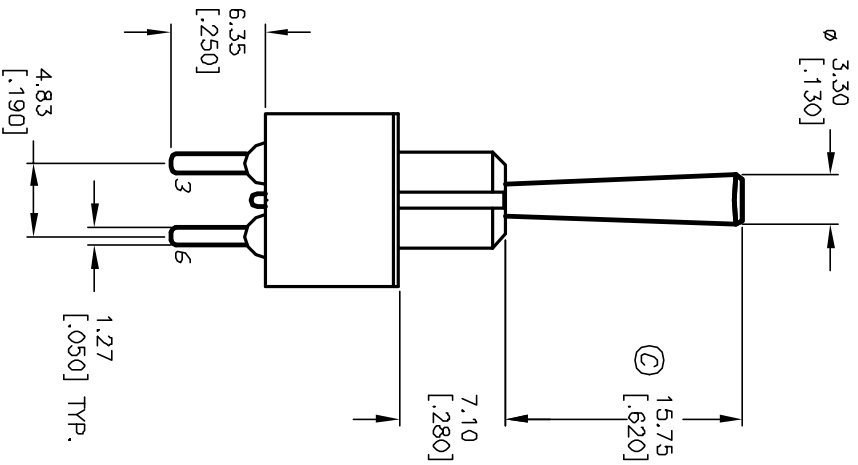
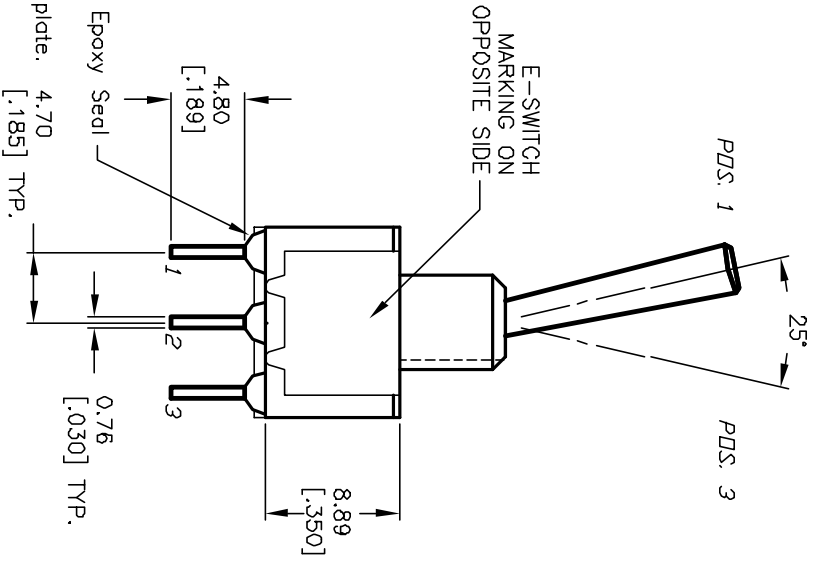


CIRCUIT: DPDT

SWITCH FUNCTION	POS. 1	POS. 2	POS. 3
DN	DN	NDNE	DN
2-3-5-6	DPEN		2-1-5-4

NOTES:

1. ALL DIMENSIONS IN MM [INCH]
2. GENERAL TOLERANCE: X.X=±0.4  
X.XX=±0.25
3. TERM. NOS. FOR REF. ONLY
4. RATING: 0.4VA max @20VAC or DC.
5. FIXED TERMINAL/MOVING CONTACT:  
Copper Alloy W/Gold Plate over Nickle plate.
6. ELECTRICAL LIFE: 50,000 make-and-break cycles at full load.
7. INSULATION RESISTANCE: 1,000M ohm min.
8. DIELECTRIC STRENGTH: 1000V RMS @sea level
9. OPERATING TEMP.: -30°C to +85°C



**E-SWITCH®**

REV.	ECN No.	DESCRIPTION	DATE	CHKD
C	12003	REVISED ACTUATOR	3/19/02	CJB
B	11985	REVISED AND REDRAWN	3/5/02	CJB
		THE INFORMATION CONTAINED IN THIS DOCUMENT IS PROPRIETARY TO E-SWITCH AND IS NOT TO BE COPIED OR TRANSMITTED		

TITLE	SCALE	DATE	DR	DWG	REV
100 DP-1 T3 B4 M2 R E	2:1	3/5/02	CJB	T121058	C