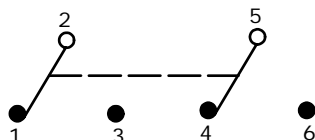


PC MOUNTING

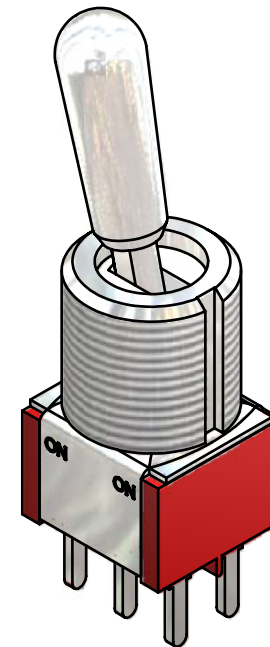
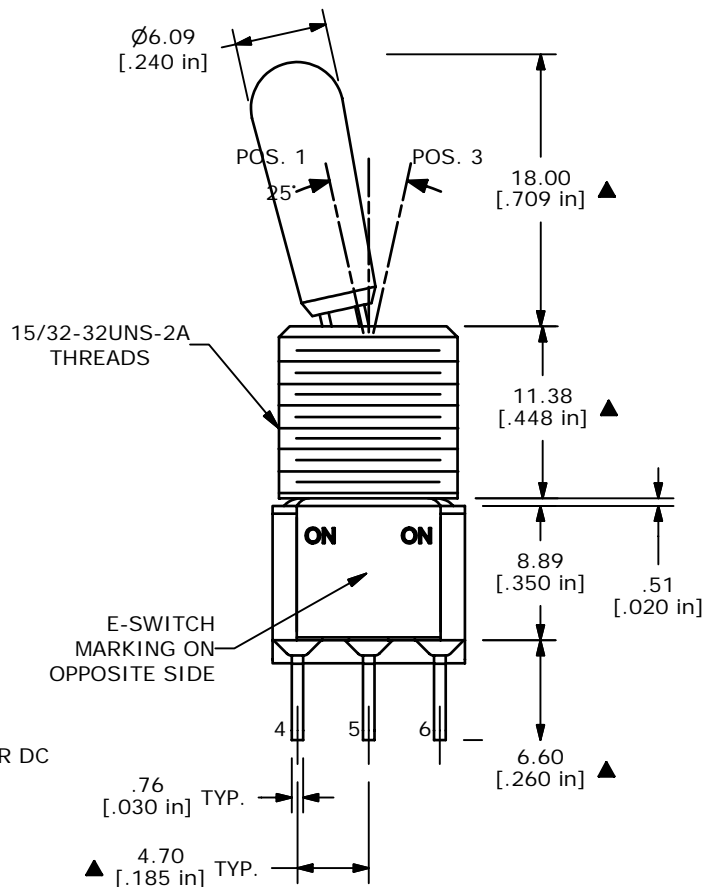
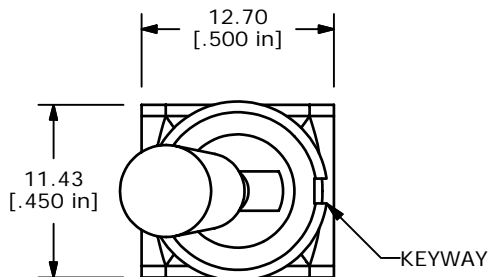
SWITCH FUNCTION		
POS. 1	POS. 2	POS. 3
ON	NONE	ON
2-3, 5-6	OPEN	2-1, 5-4



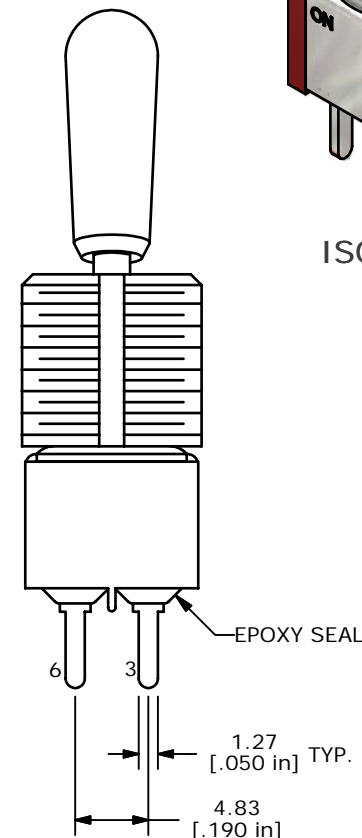
CIRCUIT: DPDT

NOTE:

1. ALL DIMENSIONS IN MM [INCH]
2. GENERAL TOLERANCE: X.X=±0.4
X.XX=±0.25
3. TERMINAL NUMBERS FOR REF ONLY
- ▲4. PLATING MATERIAL: GOLD
5. RATING: 0.4 VOLT-AMPS (VA) MAX. @20V MAX. AC OR DC
6. ELECTRIC LIFE: 40,000 MAKE-AND-BREAK CYCLES AT FULL LOAD.
7. INSULATION RESISTANCE: 1,000 MEGA-OHM MIN.
8. DIELECTRIC STRENGTH: 1,000 V RMS @SEA LEVEL.
9. OPERATING TEMP.: -30°C to 85°C
10. ▲DENOTES CRITICAL PARAMETER.
11. 2002/95/EC (ROHS) COMPLIANT



ISOMETRIC



E-SWITCH®

TITLE 100DP1T8B13M2RE

A	16987	RELEASED FOR PRODUCTION	2/13/2007	TN
REV	PCR NO	DESCRIPTION	DATE	BY

THE INFORMATION CONTAINED IN THIS DOCUMENT IS PROPRIETARY TO E-SWITCH AND IS NOT TO BE COPIED OR TRANSFERRED

SCALE	DATE	DR	DWG	REV
2:1	2/13/2007	TN	T121011	A