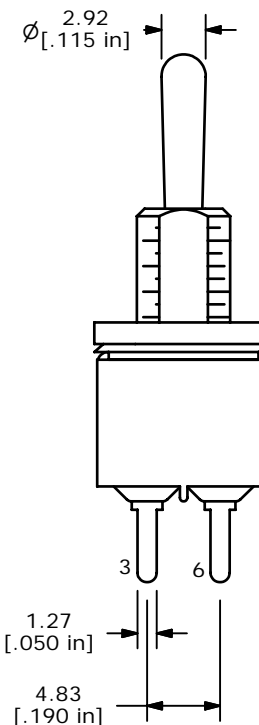
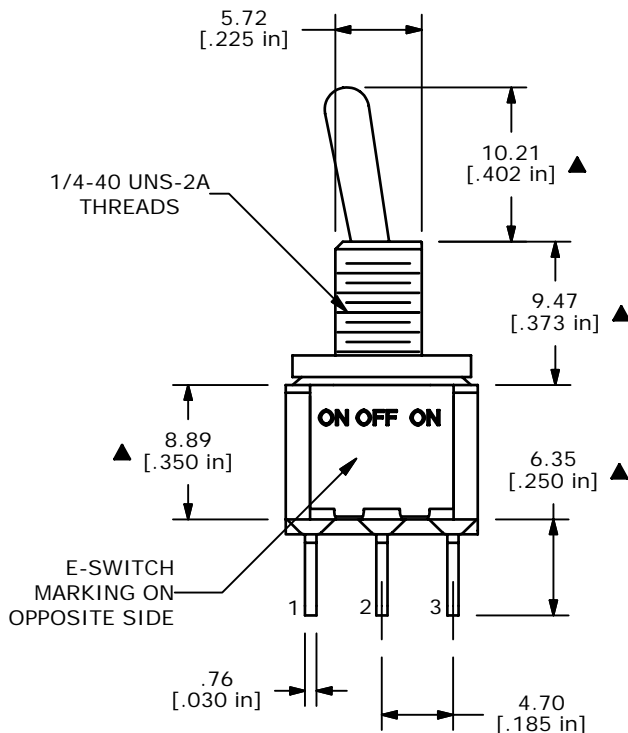
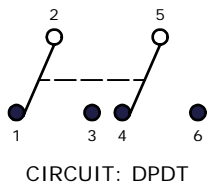


SWITCH FUNCTION		
POS. 1	POS. 2	POS. 3
ON	OFF	ON
2-3,5-6	OPEN	2-1,5-4



NOTE:

1. ALL DIMENSIONS IN MM [INCH]
2. GENERAL TOLERANCE: X.X=±0.4
X.XX=±0.25
3. TERMINAL NUMBERS FOR REF ONLY
- ▲ 4. PLATING MATERIAL: SILVER
5. RATING: 5 AMPS @ 120VAC OR 28VDC
2 AMPS @ 250VAC
6. ELECTRIC LIFE: 40,000 make-and-break cycles at full load.
7. INSULATION RESISTANCE: 1,000 Mega-ohm min.
8. DIELECTRIC STRENGTH: 1,000 V RMS @sea level.
9. OPERATING TEMP.: -30°C to 85°C
10. ▲ DENOTES CRITICAL PARAMETER.

E-SWITCH®

A	14968	RELEASED FOR PRODUCTION	6/1/05	JB
REV	PCR NO	DESCRIPTION	DATE	BY

TITLE 100DP3T1B9M2QE				
SCALE	DATE	DR	DWG	REV
2:1	6/1/2005	JB	T106003	A

THE INFORMATION CONTAINED IN THIS DOCUMENT IS PROPRIETARY TO E-SWITCH AND IS NOT TO BE COPIED OR TRANSFERRED