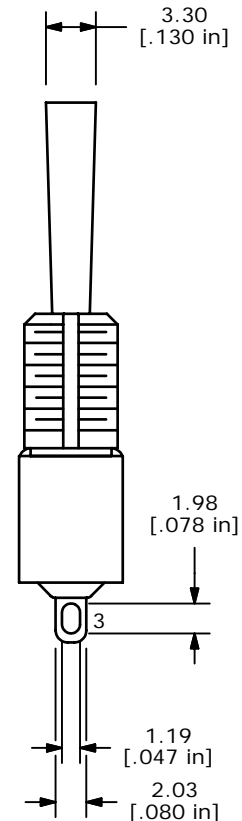
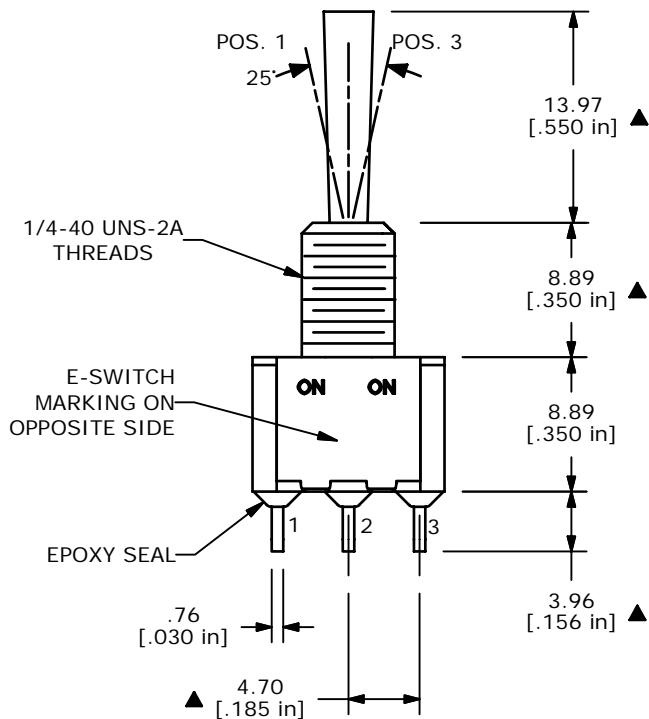
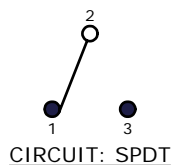


ISOMETRIC

SWITCH FUNCTION		
POS. 1	POS. 2	POS. 3
ON	NONE	ON
2-3	N/A	2-1



- NOTE:
1. ALL DIMENSIONS IN MM [INCH]
  2. GENERAL TOLERANCE: X.X=±0.4  
X.XX=±0.25
  3. TERMINAL NUMBERS FOR REF ONLY
  - ▲ 4. PLATING MATERIAL: SILVER
  5. RATING: 2A @250VAC  
5A @120VAC OR 28VDC
  6. ELECTRIC LIFE: 40,000 MAKE-AND-BREAK CYCLES AT FULL LOAD.
  7. INSULATION RESISTANCE: 1,000 MΩ MIN.
  8. DIELECTRIC STRENGTH: 1,000 V RMS @SEA LEVEL.
  9. OPERATING TEMP.: -30°C to 85°C
  10. ▲ DENOTES CRITICAL PARAMETER.

**E-SWITCH®**

A	15073	RELEASED FOR PRODUCTION	7/11/05	JB
REV	PCR NO	DESCRIPTION	DATE	BY

TITLE 100SP1T3B1M1QE				
SCALE 2:1	DATE 7/11/2005	DR JB	DWG T103015	REV A

THE INFORMATION CONTAINED IN THIS DOCUMENT IS PROPRIETARY TO E-SWITCH AND IS NOT TO BE COPIED OR TRANSFERRED