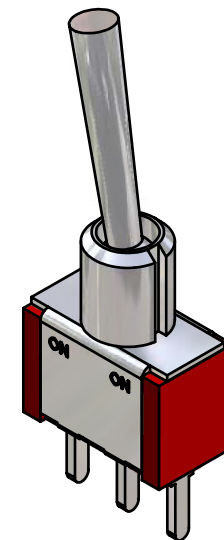
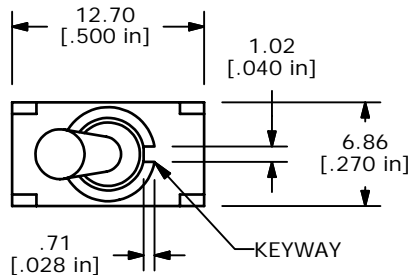
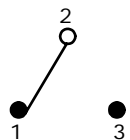


P.C. MOUNTING

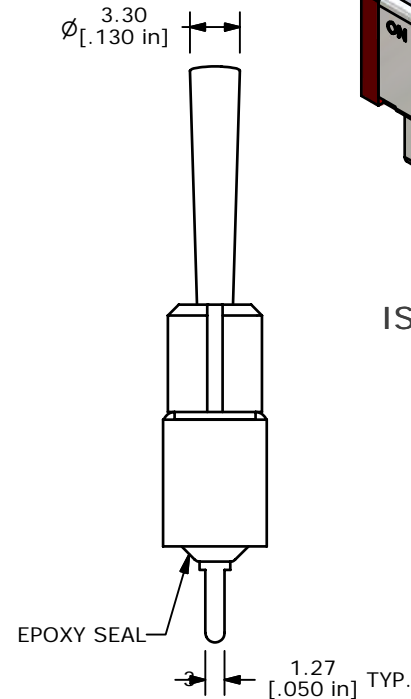
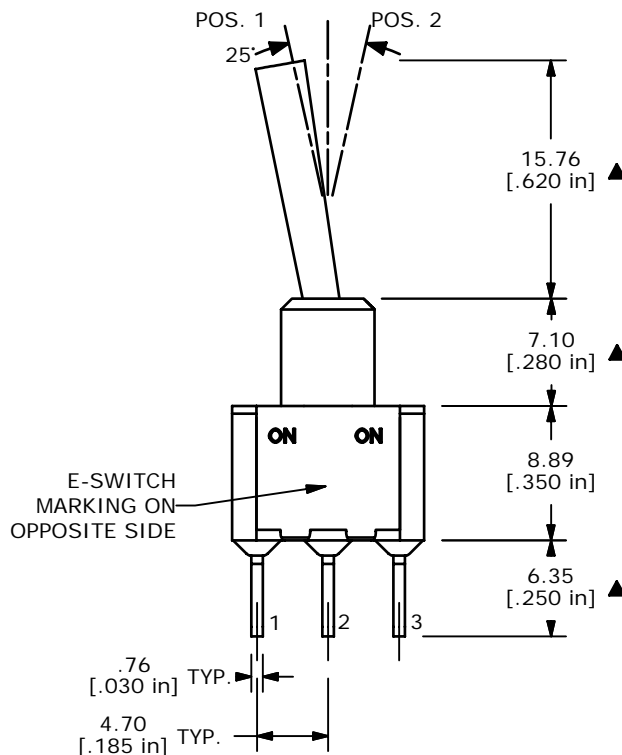


ISOMETRIC

SWITCH FUNCTION		
POS. 1	POS. 2	POS. 3
ON	NONE	ON
2-3	N/A	2-1



CIRCUIT: SPDT



- NOTE:
1. ALL DIMENSIONS IN MM [INCH]
  2. GENERAL TOLERANCE: X.X=±0.4  
X.XX=±0.25
  3. TERMINAL NUMBERS FOR REF ONLY
  - ▲4. PLATING MATERIAL: GOLD
  5. RATING: 0.4 (VA) MAX. @20V MAX.
  6. ELECTRIC LIFE: 40,000 MAKE-AND-BREAK CYCLES AT FULL LOAD.
  7. INSULATION RESISTANCE: 1,000 MEGA OHM MIN.
  8. DIELECTRIC STRENGTH: 1,000 V RMS @SEA LEVEL.
  9. OPERATING TEMP.: -30°C to 85°C
  10. ▲DENOTES CRITICAL PARAMETER.
  11. 2002/95/EC (ROHS) COMPLIANT

**E-SWITCH®**

TITLE 100SP1T3B4M2RE

A	16068	RELEASED FOR PRODUCTION	6/7/2006	CT
REV	PCR NO	DESCRIPTION	DATE	BY

THE INFORMATION CONTAINED IN THIS DOCUMENT IS PROPRIETARY TO E-SWITCH AND IS NOT TO BE COPIED OR TRANSFERRED

SCALE	DATE	DR	DWG	REV
2:1	6/7/2006	CT	T111046	A