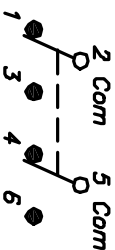


RECOMMENDED P.C.B. LAYOUT

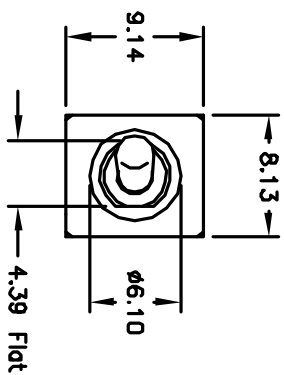
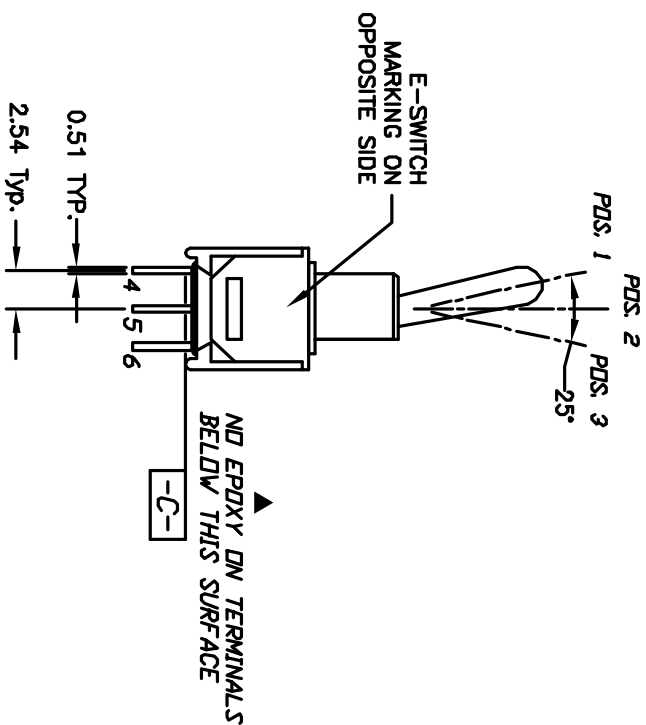
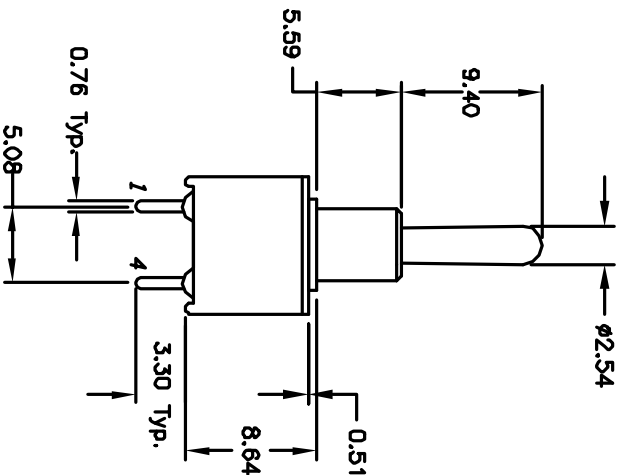


CIRCUIT: DPDT
CONTACT CONFIGURATION

SWITCH FUNCTION		
PDS 1	PDS 2	PDS 3
DN	NONE	DN
2-3,5-6	OPEN	2-1,5-4

NOTES:

1. ALL DIMENSIONS IN MM
2. GENERAL TOLERANCE: X.X=±0.4
X.XX=±0.25
3. TERM. NOS. FOR REF. ONLY
4. CONTACT RATING: 0.4VA max. @20VAC or DC
5. FIXED TERM/MOVING CONTACT:
COPPER ALLOY w/GOLD PLATE OVER
Nickel plate.
6. ELECTRIC LIFE: 30,000 make-and-break cycles
at full load.
7. INSULATION RESISTANCE: 1,000 M ohm min.
8. DIELECTRIC STRENGTH: 1,000 V RMS @sea level.
9. OPERATING TEMP.: -30°C to +85°C



B	12664	REV DIMENSION, add notes	12/26/02	CB
A	10691	RELEASED FOR PRODUCTION	6/19/00	GLG
REV.	ECN NO.	DESCRIPTION	DATE	CHKD

TITLE		SCALE		DATE		DR		JWG		REV	
200 MDP-1 T1 B2 M2 R E (GOLD CONTACTS)		2:1		6/19/00		GLG		T221024		B	

E-SWITCH®

THE INFORMATION CONTAINED IN THIS DOCUMENT IS PROPRIETARY TO E-SWITCH AND IS NOT TO BE COPIED OR TRANSMITTED