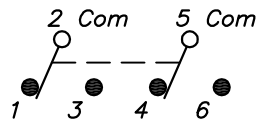


**RECOMMENDED P.C.B. LAYOUT**

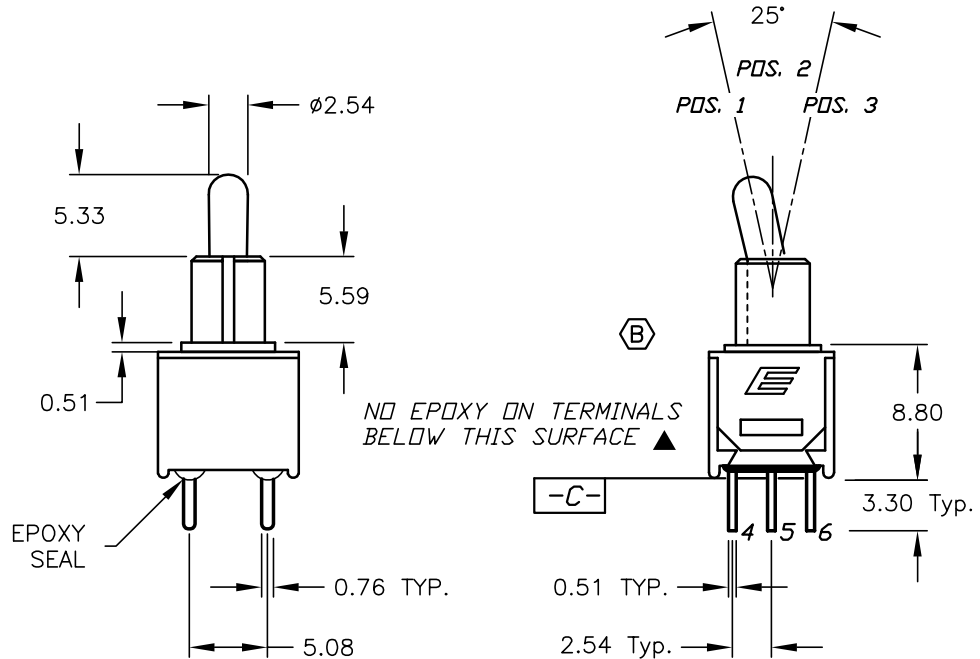
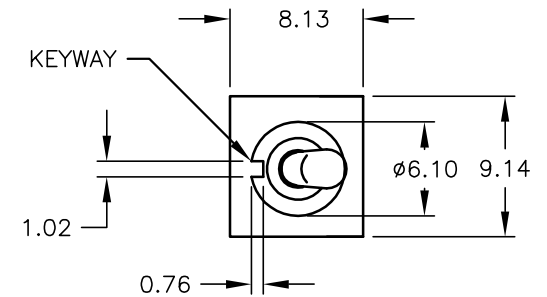


**CIRCUIT: DPDT  
CONTACT CONFIGURATION**

SWITCH FUNCTION		
PDS. 1	PDS. 2	PDS. 3
ON	NONE	ON
2-3,5-6	OPEN	2-1,5-4

**NOTES:**

1. ALL DIMENSIONS IN MM
2. GENERAL TOLERANCE: X.X=±0.4  
X.XX=±0.25
3. TERM. NOS. FOR REF. ONLY
4. CONTACT RATING: 0.4 (VA) max. @20 VAC or DC max.
- ▲ 5. FIXED TERMINAL/MOVING CONTACT MATERIAL:  
COPPER ALLOY w/GOLD PLATE OVER NICKEL PLATE.
6. ELECTRIC LIFE: 30,000 make-and-break cycles  
at full load.
7. INSULATION RESISTANCE: 1,000 M ohm min.
8. DIELECTRIC STRENGTH: 1,000 V RMS @sea level.
9. OPERATING TEMP. -30°C to 85°C
10. ▲ DESIGNATE MAJOR FEATURE



**E-SWITCH®**

TITLE		200 MDP-1 T2 B4 M2 R E		
SCALE	DATE	DR	DWG	REV
2:1	2/8/02	CJB	T221038	B

B	14129	ADD E LOGO TO VIEW	7/1/04	AR
A	11940	RELEASED FOR PRODUCTION	2/8/02	CJB
REV.	ECN No.	DESCRIPTION	DATE	CHKD