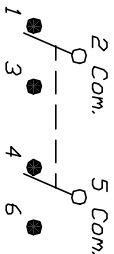
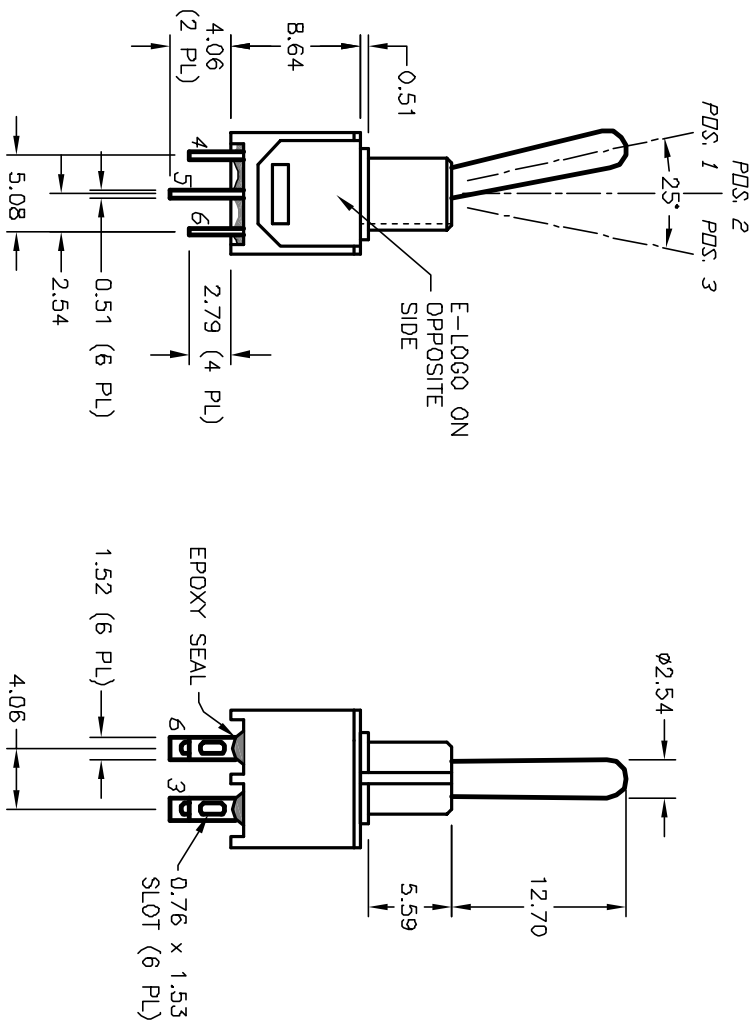
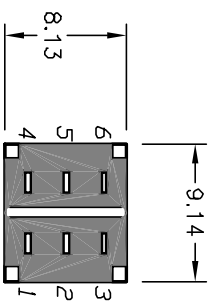
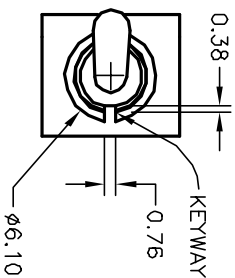


SWITCH FUNCTION		
POS. 1	POS. 2	POS. 3
DN	NONE	DN
2-3,5-6	OPEN	2-1,5-4



NOTES:

1. ALL DIMENSIONS IN MM
2. GENERAL TOLERANCE: X.X=±0.4
X.XX=±0.25
3. TERMINAL NUMBERS FOR REF ONLY
4. RATING: 0.4(VA) @20V max. (ACor DC)
5. CONTACT MATERIAL:
Copper Alloy w/Gold plate over
Nickel plate.
6. ELECTRICAL LIFE: 30,000 make-and-break cycles
at full load.
7. INSULATION RESISTANCE: 1,000 Mega-ohm min.
8. DIELECTRIC STRENGTH: 1,000 V RMS @sea level.
9. CONTACT RESISTANCE: 20mILLI-Ohms max. Typical
Initial @2-4VDC
10. OPERATING TEMP.: -30°C to 85°C



REV.	ECN No.	DESCRIPTION	DATE	CHKD
A	12267	RELEASED FOR PRODUCTION	6/26/02	CJB

TITLE	SCALE	DATE	DR	DWG	REV
200 MDP1 T4 B4 M1 R E (GOLD CONTACTS)	2:1	6/26/02	CJB	T221041	A

E-SWITCH®

THE INFORMATION CONTAINED IN THIS DOCUMENT IS PROPRIETARY TO E-SWITCH AND IS NOT TO BE COPIED OR TRANSMITTED