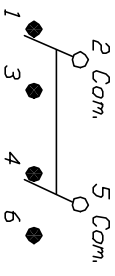


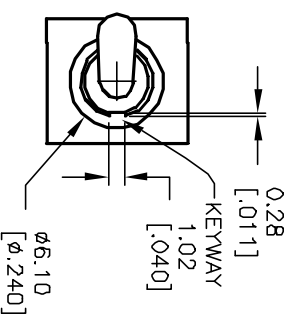
SWITCH FUNCTION		
PDS. 1	PDS. 2	PDS. 3
DN	NONE	DN
2-3,5-6	OPEN	2-1,5-4



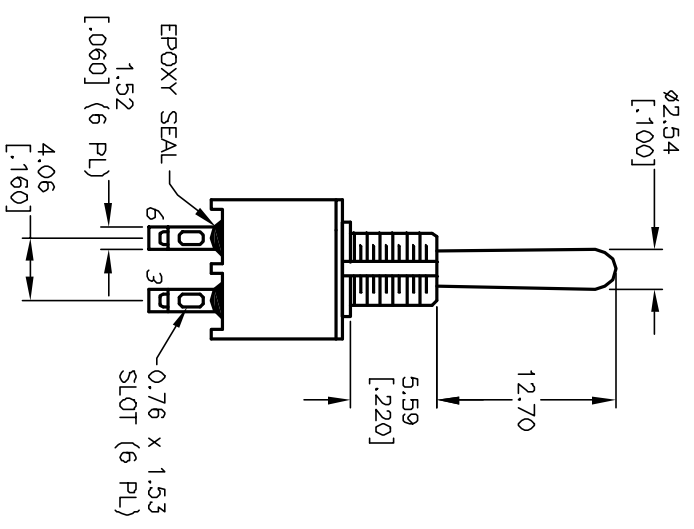
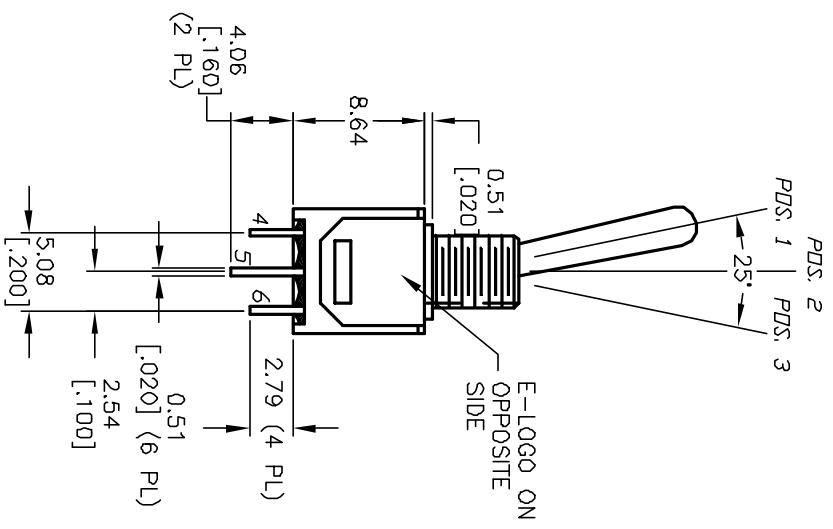
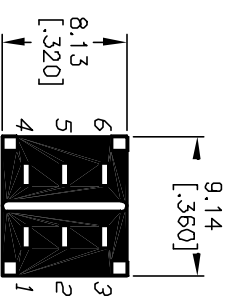
CIRCUIT: DPDT

NOTES:

1. ALL DIMENSIONS IN MM
2. GENERAL TOLERANCE: X.X=±0.4
X.XX=±0.25
3. TERMINAL NUMBERS FOR REF ONLY
4. RATING: 0.4(VA) @20V max. (ACor DC)
5. CONTACT MATERIAL:
Copper Alloy w/Gold plate over Nickel plate.
6. ELECTRICAL LIFE: 30,000 make-and-break cycles at full load.
7. INSULATION RESISTANCE: 1,000 Mega-ohm min.
8. DIELECTRIC STRENGTH: 1,000 V RMS @sea level.
9. CONTACT RESISTANCE: 20mILLI-Ohms max. Typical Initial @2-4VDC
10. OPERATING TEMP.: -30°C to 85°C



BOTTOM VIEW



REV.	ECN No.	DESCRIPTION	DATE	CHKD
A	13014	RELEASED FOR PRODUCTION	4/8/03	AR

TITLE	SCALE	DATE	DR	DWG	REV
200MDP1T4B7M1RE	2:1	4/8/03	AR	T222020	A

E-SWITCH®

THE INFORMATION CONTAINED IN THIS DOCUMENT IS PROPRIETARY TO E-SWITCH AND IS NOT TO BE COPIED OR TRANSFERRED