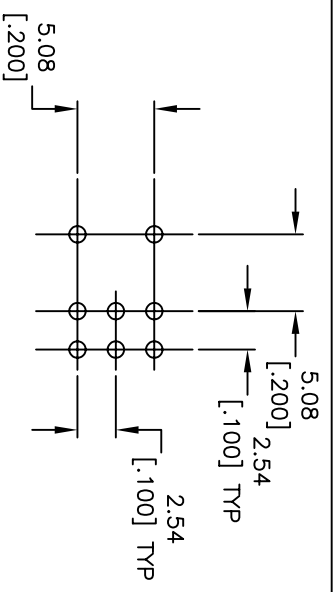
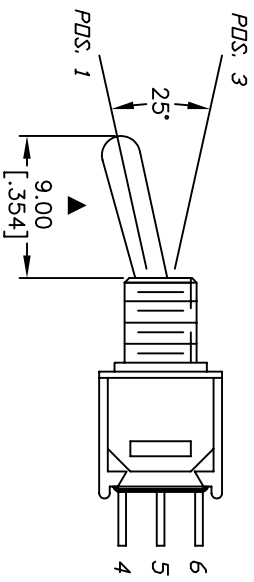


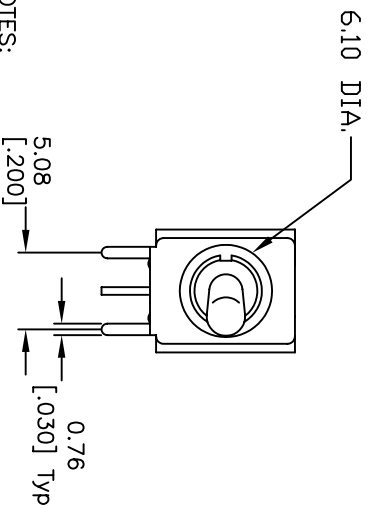
CIRCUIT: DPDT
CONTACT CONFIGURATION

SWITCH FUNCTION		
PDS. 1	PDS. 2	PDS. 3
DN	NONE	<DN>
2-3,5-6	DPEN	2-1,5-4

<DN> = MOMENTARY

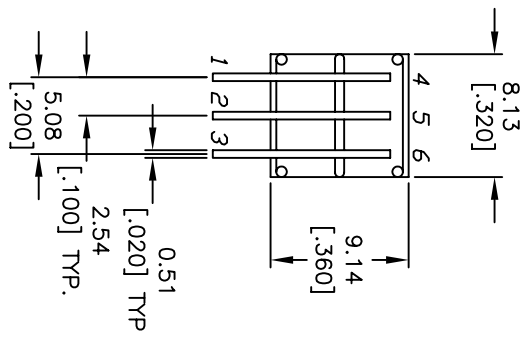
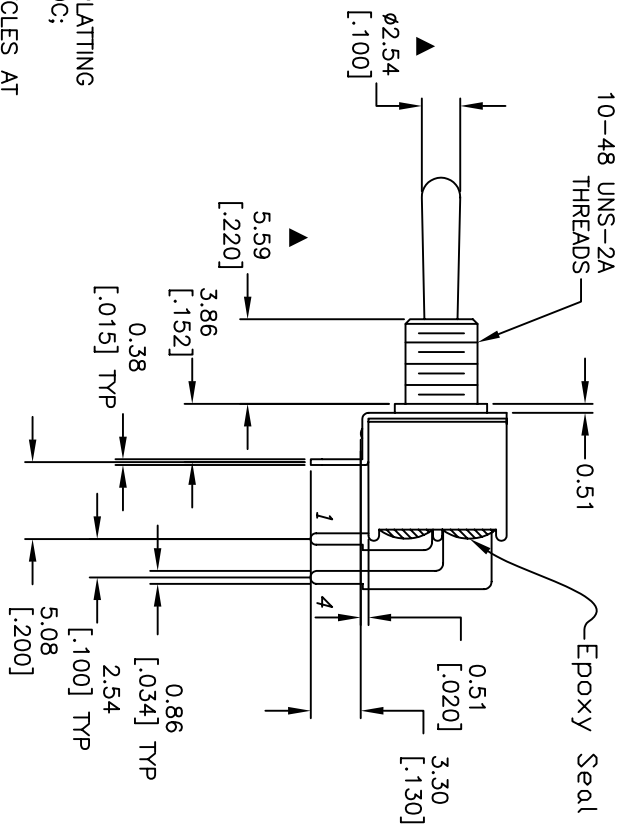


RECOMMEND P.C.B. LAYOUT



NOTES:

1. ALL DIMENSIONS IN MM [INCH]
2. GENERAL TOLERANCE: 0.0=±0.4
0.00=±0.25
3. TERM. NOS. FOR REF. ONLY
4. TERM/CONTACT MATERIAL BRASS WITH SILVER PLATING
5. CONTACT RATING: 3 Amps @120 VAC or 28 VDC;
1 Amp @250 VAC.
6. ELECTRICAL LIFE: 30,000 MAKE-AND-BREAK CYCLES AT FULL LOAD.
7. INSULATION RESISTANCE: 1,000M OHMS MIN.
8. DIELECTRIC STRENGTH: 1,000 V RMS @SEA LEVEL.
9. OPERATING TEMP.: -40°C to 85°
10. ▲ DENOTES CRITICAL PARAMETER.
11. 2002/95/EC (ROHS) COMPLIANT



B	17427	9.40 ACTUATOR TO 9.00	7/2/07	TN
A	14258	RELEASED FOR PRODUCTION	8/23/04	AR
REV.	ECN No.	DESCRIPTION	DATE	CHKD

TITLE		SCALE		DATE	DR	DWG	REV
200MDP2T1B3M6QE		2:1		7/2/07	TN	T211092	B



THE INFORMATION CONTAINED IN THIS DOCUMENT IS PROPRIETARY TO E-SWITCH AND IS NOT TO BE COPIED OR TRANSFERRED