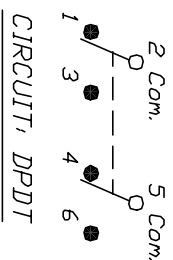
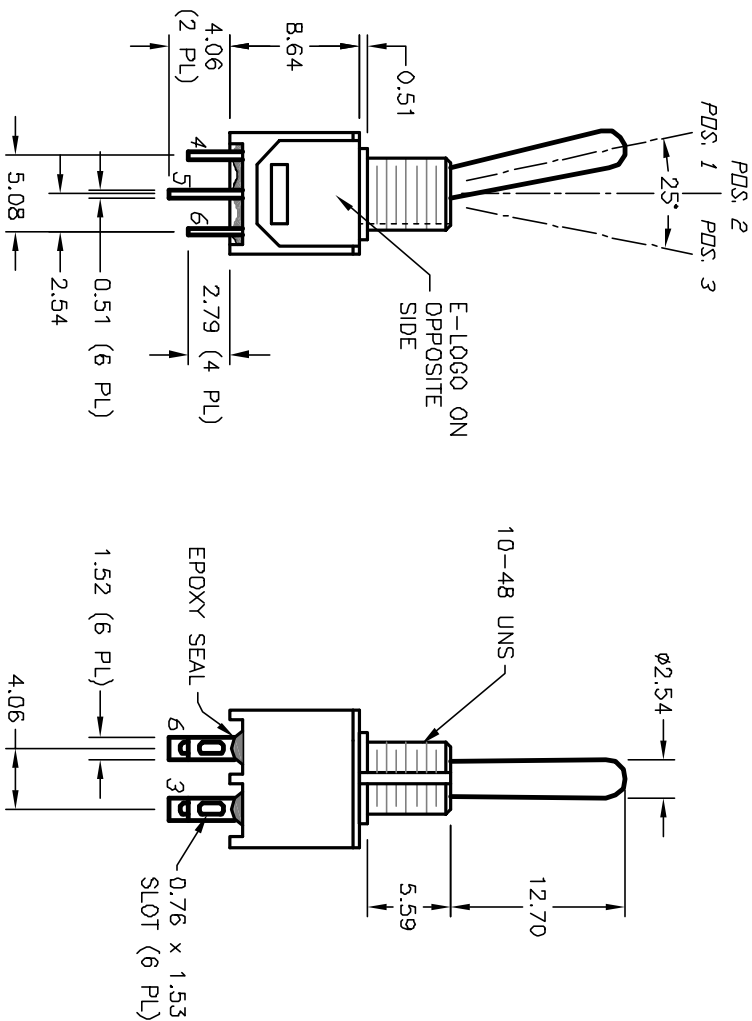
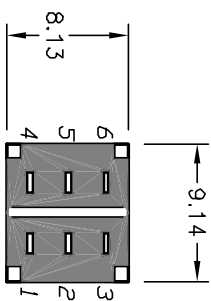
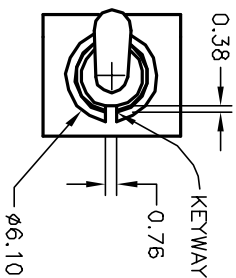


SWITCH FUNCTION		
POS. 1	POS. 2	POS. 3
DN	NONE	<DN>
2-3,5-6	OPEN	2-1,5-4

< > = MOMENTARY



- NOTES:
1. ALL DIMENSIONS IN MM
 2. GENERAL TOLERANCE: X.X=±0.4
X.XX=±0.25
 3. TERMINAL NUMBERS FOR REF ONLY
 4. RATING: 3 AMPS @ 120VAC OR 28VDC;
1 AMP @ 250VAC
 5. ELECTRICAL LIFE: 30,000 make-and-break cycles
at full load.
 6. INSULATION RESISTANCE: 1,000 Mega-ohm min.
 7. DIELECTRIC STRENGTH: 1,000 V RMS @sea level.
 8. CONTACT RESISTANCE: 20mILLI-Ohms max. Typical
Initial @2-4VDC
 9. OPERATING TEMP.: -30°C to 85°C



REV.	ECN NO.	DESCRIPTION	DATE	CHKD
B	12267	REVISED NOTES	6/26/02	GLG
A	10709	RELEASED FOR PRODUCTION	6/28/00	GLG

TITLE		SCALE	DATE	DR	DWG	REV
200 MDP2 T4 B3 M1 Q E		2:1	6/28/00	GLG	T211068	B

E-SWITCH®

THE INFORMATION CONTAINED IN THIS DOCUMENT IS PROPRIETARY TO E-SWITCH AND IS NOT TO BE COPIED OR TRANSMITTED