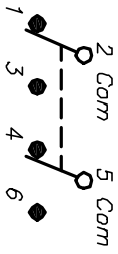


RECOMMENDED P.C.B. LAYOUT

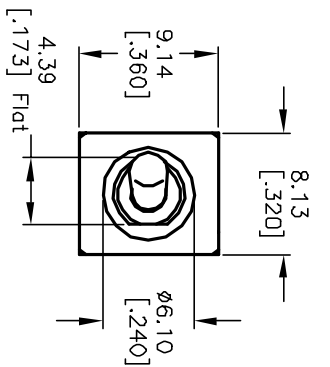
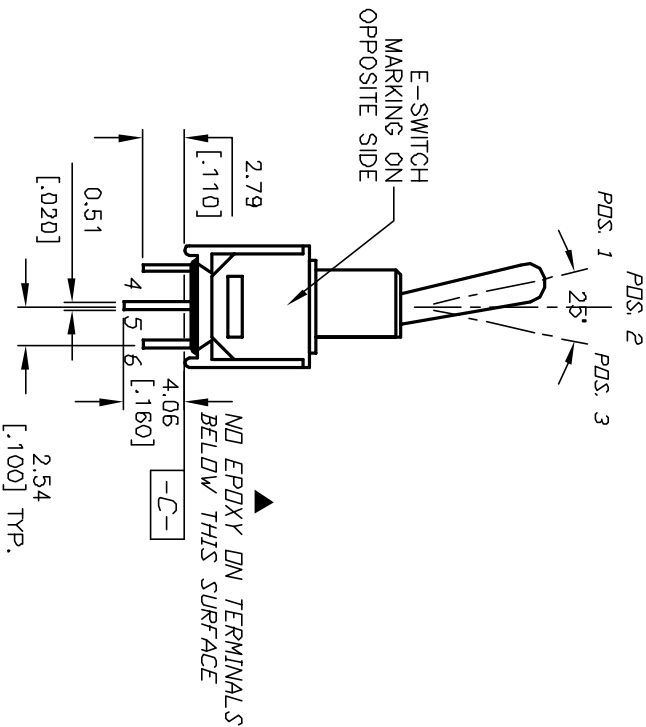
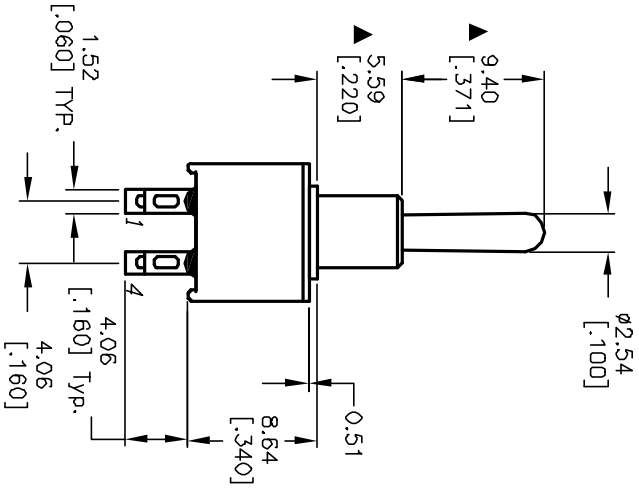


CIRCUIT: DPDT
CONTACT CONFIGURATION

SWITCH FUNCTION		
POS. 1	POS. 2	POS. 3
DN	OFF	DN
2-3,5-6	OPEN	2-1,5-4

NOTES:

1. ALL DIMENSIONS IN MM
2. GENERAL TOLERANCE: X.X=±0.4
X.XX=±0.25
3. TERM. NOS. FOR REF. ONLY
4. CONTACT RATING: 0.4VA max. @20VAC or DC
5. FIXED TERM/MOVING CONTACT:
COPPER ALLOY w/GOLD PLATE OVER
Nickel plate.
6. ELECTRIC LIFE: 30,000 make-and-break cycles
at full load.
7. INSULATION RESISTANCE: 1,000 M ohm min.
8. DIELECTRIC STRENGTH: 1,000 V RMS @sea level.
9. OPERATING TEMP.: -30°C to +85°C
10. ▲ DENOTES CRITICAL PARAMETER.



REV.	ECN No.	DESCRIPTION	DATE	CHKD	AR
A	13162	RELEASED FOR PRODUCTION	5/28/03		

TITLE		SCALE	DATE	DR	DWG	REV
200MDP3T1B2M1RE		2:1	5/28/03	AR	T223053	A

E-SWITCH®

THE INFORMATION CONTAINED IN THIS DOCUMENT IS PROPRIETARY TO E-SWITCH AND IS NOT TO BE COPIED OR TRANSFERRED