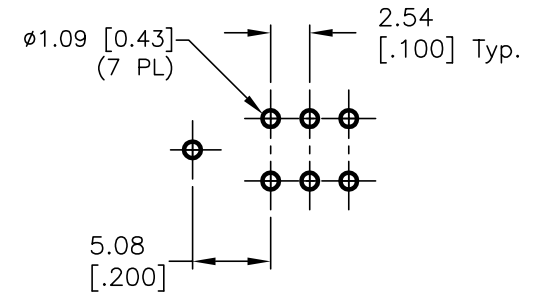
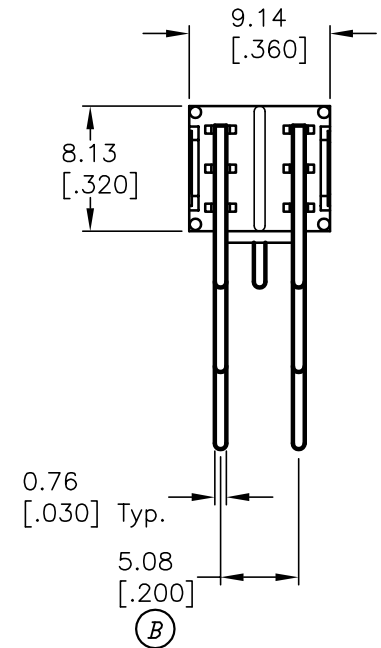
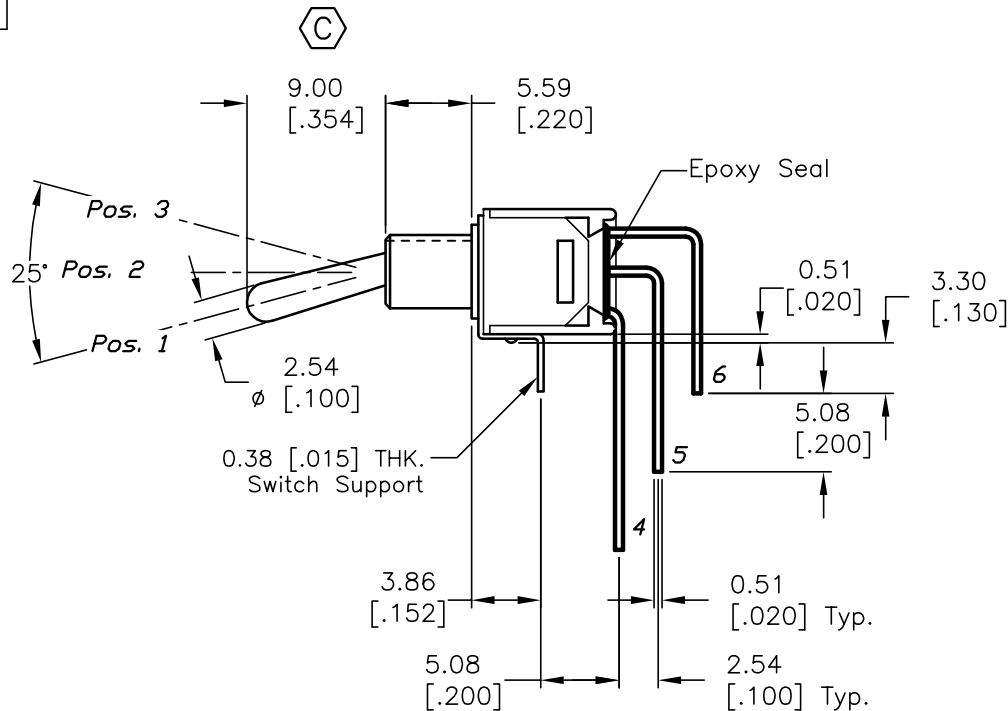
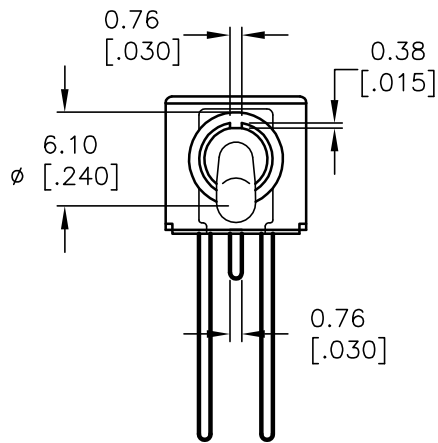


**CIRCUIT: DPDT  
CONTACT CONFIGURATION**

SWITCH FUNCTION		
POS. 1	POS. 2	POS. 3
ON	OFF	ON
2-3,5-6	OPEN	2-1,5-4



**RECOMMENDED P.C.B. LAYOUT**



**NOTES:**

1. ALL DIMENSIONS IN MM [INCH]
2. GENERAL TOLERANCE: X.X=±0.4  
X.XX=±0.25
3. TERM. NOS. FOR REF. ONLY
4. RATING: 3A @120VAC or 28VDC; 1A @250VAC.
5. FIXED TERM. MOVING CONTACT: Copper Alloy w/Silver plating
6. ELECTRICAL LIFE: 30,000 make-and-break cycle at full load.
7. DIELECTRIC STRENGTH: 1,000 V RMS @sea level.
8. OPERATING TEMP.: -30°C to 85°C

**E-SWITCH®**

C	14544	CORRECT ACTUATOR LENGTH	11/28/04	AR
B	11557	REVISED	6/22/01	CJB
REV.	ECN No.	DESCRIPTION	DATE	CHKD

TITLE					200MDP3T1B4M7QE				
SCALE	DATE	DR	DWG	REV	2:1	3/30/01	CJB	T211072	C

THE INFORMATION CONTAINED IN THIS DOCUMENT IS PROPRIETARY TO E-SWITCH AND IS NOT TO BE COPIED OR TRANSFERRED