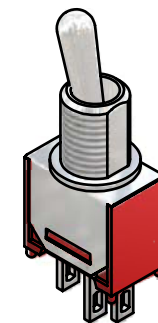
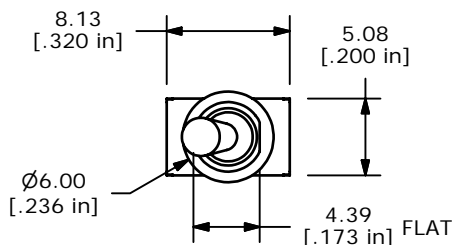
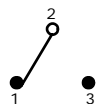


P.C. MOUNTING

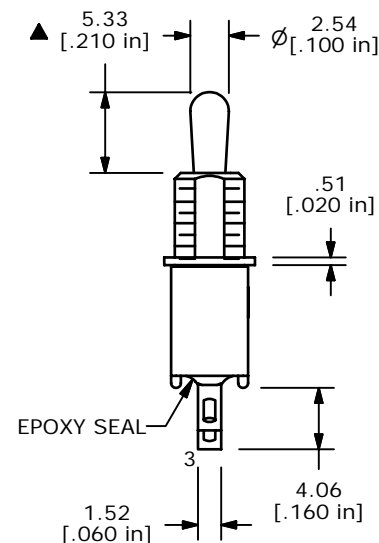
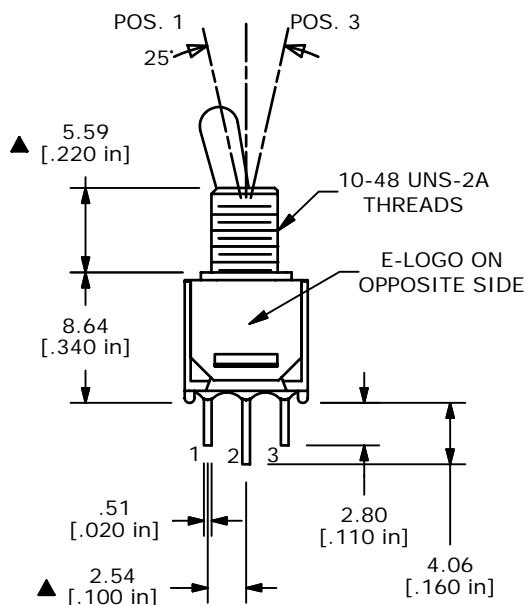


ISOMETRIC

SWITCH FUNCTION		
POS. 1	POS. 2	POS. 3
ON	NONE	ON
2-3	OPEN	2-1



CIRCUIT: SPDT



NOTE:

1. ALL DIMENSIONS IN MM [INCH]
2. GENERAL TOLERANCE: X.X=±0.4
X.XX=±0.25
3. TERMINAL NUMBERS FOR REF ONLY
- ▲4. PLATING MATERIAL: GOLD
5. RATING: 0.4VA MAX. @ 20VAC OR DC
6. ELECTRIC LIFE: 30,000 MAKE-AND-BREAK CYCLES AT FULL LOAD.
7. INSULATION RESISTANCE: 1,000 MEGA-OHM MIN.
8. DIELECTRIC STRENGTH: 1,000 V RMS @SEA LEVEL.
9. OPERATING TEMP.: -30°C to 85°C
10. ▲ DENOTES CRITICAL PARAMETER.
11. 2002/95/EC (ROHS) COMPLIANT



B	17335	REVISED AND REDRAWN	5/29/07	TN
REV	PCR NO	DESCRIPTION	DATE	BY

TITLE 200MSP1T2B1M1RE				
SCALE	DATE	DR	DWG	REV
2:1	5/29/2007	TN	T211007	B

THE INFORMATION CONTAINED IN THIS DOCUMENT IS PROPRIETARY TO E-SWITCH AND IS NOT TO BE COPIED OR TRANSFERRED