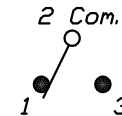
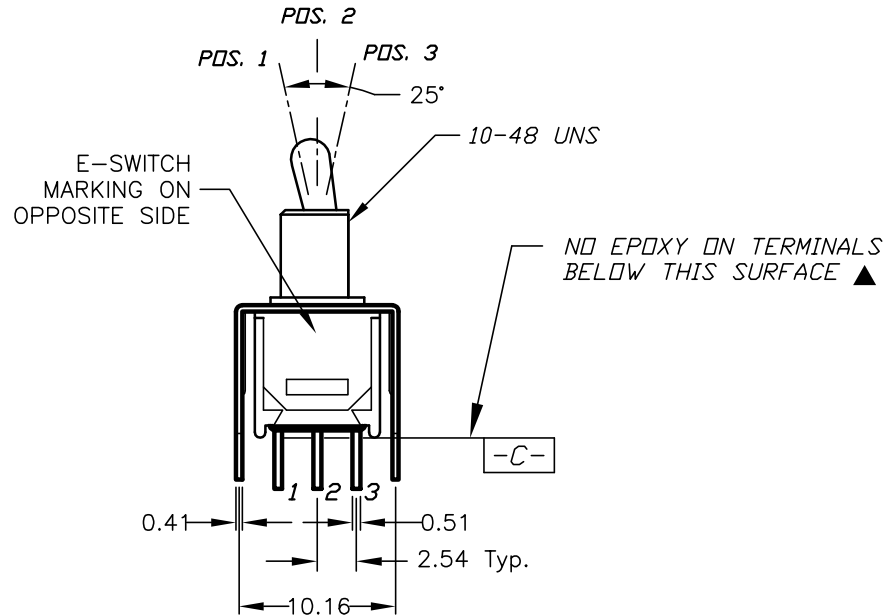
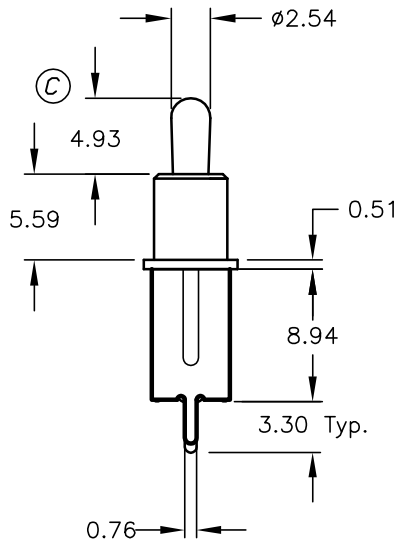


RECOMMENDED P.C.B. LAYOUT



CIRCUIT: SPDT CONTACT CONFIGURATION

SWITCH FUNCTION		
POS. 1	POS. 2	POS. 3
ON	NONE	ON
2-3	OPEN	2-1

NOTES:

1. ALL DIMENSIONS IN MM
2. GENERAL TOLERANCE: X.X=±0.4  
X.XX=±0.25
3. TERM. NOS. FOR REF. ONLY
4. CONTACT RATING: 0.4 (VA) max. @20 VAC or DC max.
5. FIXED TERMINAL & MOVING CONTACT: Cu alloy w/ Gold plate over Ni plate.
6. ELECTRIC LIFE: 30,000 make-and-break cycles at full load.
7. INSULATION RESISTANCE: 1,000 M ohm min.
8. DIELECTRIC STRENGTH: 1,000 V RMS @sea level.
9. OPERATING TEMP.: -30°C to 85°C

**E-SWITCH®**

C		14465	REVISED ACTUATOR	11/8/04	AR	TITLE				
B		11538	REVISED ACTUATOR	6/13/01	CJB	200MSP1T2B2VS2RE				
REV.	ECN No.	DESCRIPTION		DATE	CHKD	SCALE	DATE	DR	DWG	REV
						2:1	6/13/01	CJB	T211019	C

THE INFORMATION CONTAINED IN THIS DOCUMENT IS PROPRIETARY TO E-SWITCH AND IS NOT TO BE COPIED OR TRANSFERRED