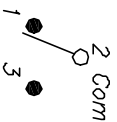


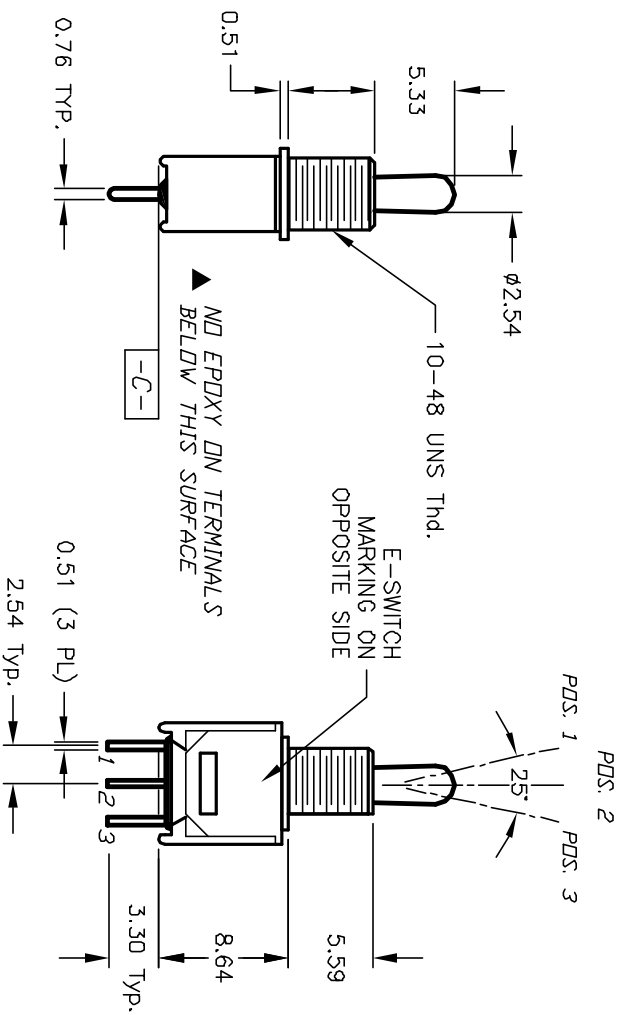
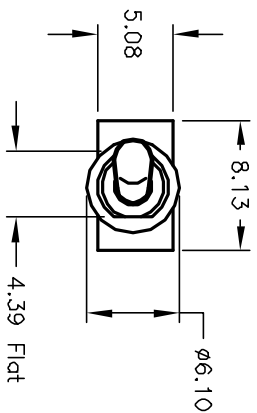
RECOMMENDED P.C.B. LAYOUT



SWITCH FUNCTION		
POS. 1	POS. 2	POS. 3
DN	OFF	DN
2-3	DPEN	2-1

NOTES:

1. ALL DIMENSIONS IN MM
2. GENERAL TOLERANCE: X.X=±0.4
X.XX=±0.25
3. TERM. NOS. FOR REF. ONLY
4. CONTACT RATING: 3A @120VAC OR 28VDC, 1A @250VAC
5. FIXED TERMINAL & MOVING CONTACT: Copper Alloy w/Silver Plate
6. ELECTRIC LIFE: 50,000 make-and-break cycles
at full load.
7. INSULATION RESISTANCE: 1,000 M ohm min.
8. DIELECTRIC STRENGTH: 1,000 V RMS @sea level.
9. OPERATING TEMP. -30°C to 85°C
10. DESIGNATE MAJOR DIMENSION



REV.	ECN NO.	DESCRIPTION	DATE	CHK'D
A	11592	RELEASED FOR PRODUCTION	8/2/01	CJB

TITLE		SCALE	DATE	DR	DWG	REV
200 MSP-3 T2 B1 M2 Q E		2:1	8/2/01	CJB	T212024	A

E-SWITCH®

THE INFORMATION CONTAINED IN THIS DOCUMENT IS PREPARED FOR E-SWITCH AND IS NOT TO BE COPIED OR TRANSMITTED