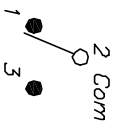
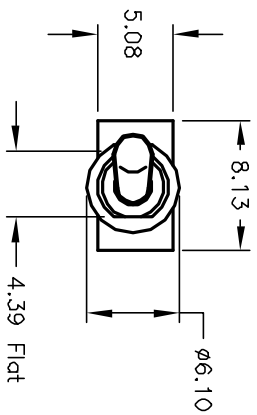


RECOMMENDED P.C.B. LAYOUT



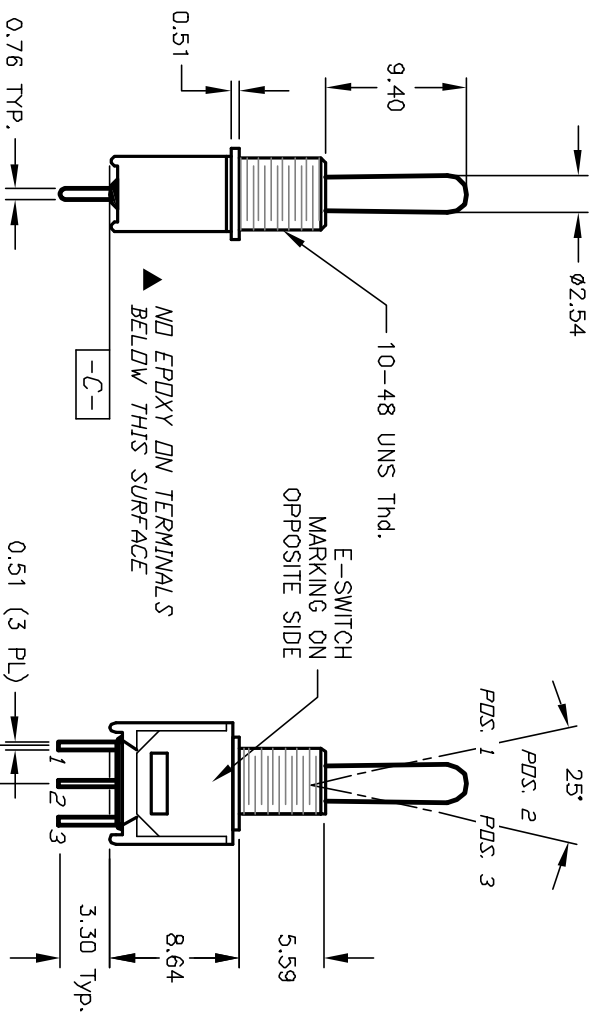
CIRCUIT: SPDT
CONTACT CONFIGURATION

SWITCH FUNCTION		
POS. 1	POS. 2	POS. 3
<DN>	DEF	<DN>
2-3	DPEN	2-1

< > = Momentary

NOTES:

1. ALL DIMENSIONS IN MM
2. GENERAL TOLERANCE: X.X=±0.4
X.XX=±0.25
3. TERM. NOS. FOR REF. ONLY
4. CONTACT RATING: 0.4(VA) @20V max. (AC or DC)
- ▲ 5. FIXED TERMINAL & MOVING CONTACT:
Copper Alloy w/Gold plate over
Nickel plate.
6. ELECTRIC LIFE: 30,000 make-and-break cycles
at full load.
7. INSULATION RESISTANCE: 1,000 M ohm min.
8. DIELECTRIC STRENGTH: 1,000 V RMS @sea level.
9. OPERATING TEMP.: -30°C to 85°C



E-SWITCH®

REV.	ECN NO.	DESCRIPTION	DATE	CHKD
A	12797	RELEASED FOR PRODUCTION	2/6/03	CJB

TITLE	SCALE	DATE	DR	DWG	REV
200 MSP-4 T1 B1 M2 R E (GOLD CONTACTS)	2:1	2/6/03	CJB	T214003	A

THE INFORMATION CONTAINED IN THIS DOCUMENT IS PREPARED BY E-SWITCH AND IS NOT TO BE COPIED OR TRANSMITTED