

LONG TOGGLE SWITCHES

8D

FEATURES

The 8D Long Toggle Switch has a longer actuator (21.3mm) than the 8A type. It is designed for equipment using double panels. It is easy to operate and is ideal where a long lever is required.

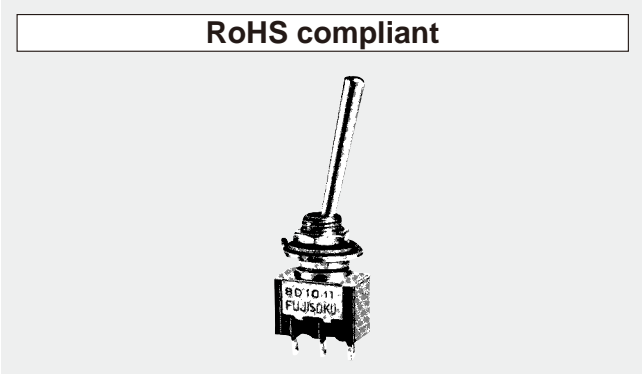
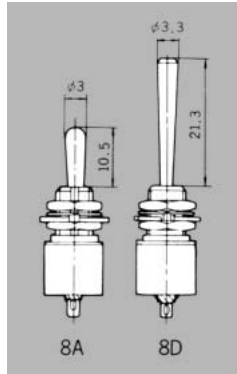


TABLE OF PART NUMBERS

Term. style	Switching function	1-pole	2-pole
S/D	ON — ON	☆ 8D1011-Z	★ 8D2011-Z
	ON — OFF — ON	★ 8D1021-Z	★ 8D2021-Z

☆ : Quasi-standard items. ★ : Made-to-order items.

STANDARD ACCESSORIES

Part Name	Hex Nut	Lockwasher	Locking Ring
Part No.	140008010241	140008030051	140008020062
Dimensions			
Finish	Nickel plated	Zinc plated	

PC HOLE LAYOUTS

Page 74.

PANEL CUT - OUT DIMENSIONS

Page 74.

TERMINAL STYLES

Page 74.

SOLDERING, FLUX CLEANING AND PACKAGING SPEC.

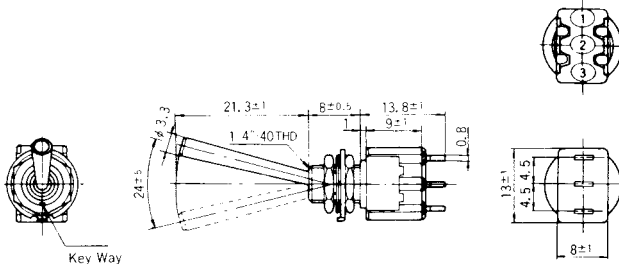
Page 73.

※Please contact us if you can't find your preferable combination in the table of part numbers.

8D LONG TOGGLE SWITCHES

OUTLINE DIMENSIONS

SPDT

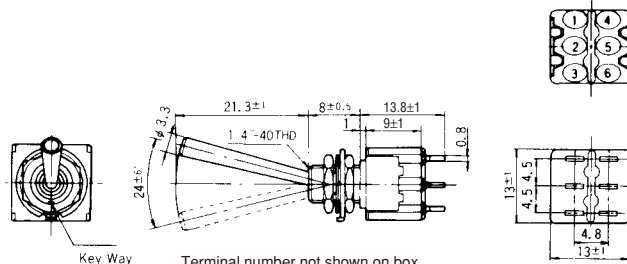


Terminal number not shown on box.

Switching function	Key way	Key way	Key way
Part No.			
8D1011-Z	ON	—	ON
8D1021-Z	ON	OFF	ON
Connecting terminals	2-3	—	2-1

Toggle Switches

DPDT



Terminal number not shown on box.

Switching function	Key way	Key way	Key way
Part No.			
8D2011-Z	ON	—	ON
8D2021-Z	ON	OFF	ON
Connecting terminals	2-3 5-6	—	2-1 5-4