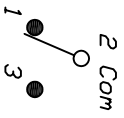


RECOMMENDED P.C.B. LAYOUT

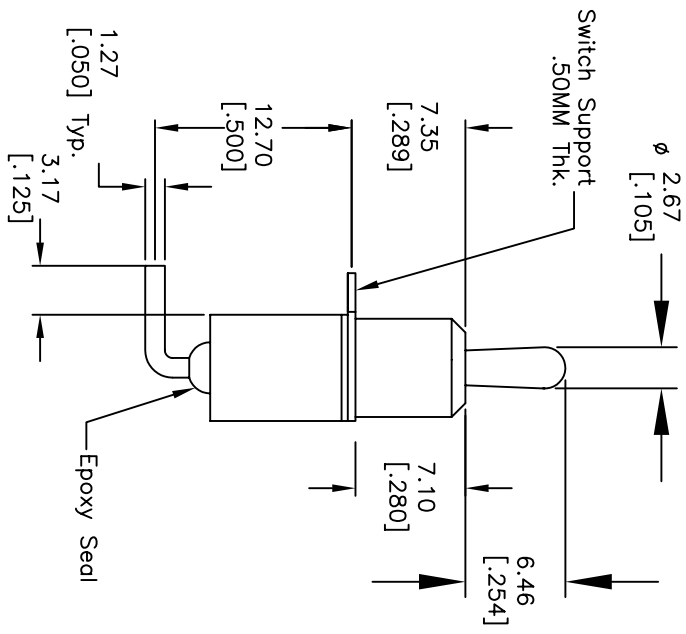
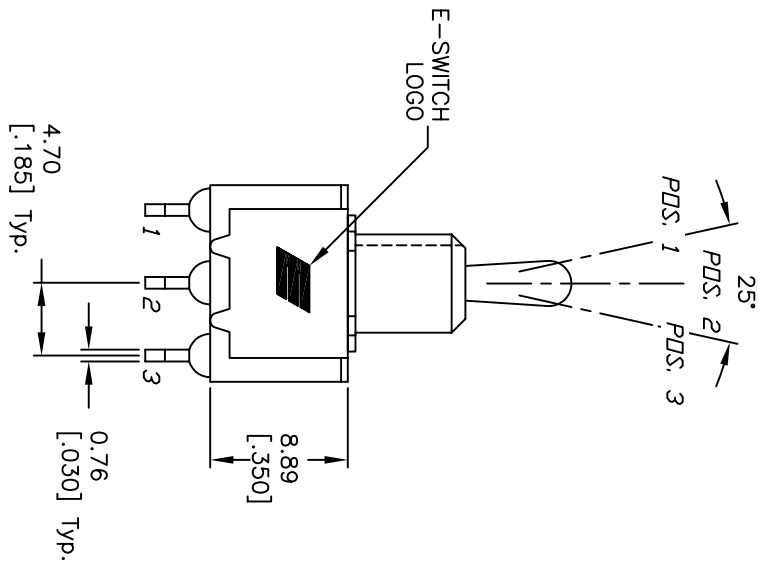
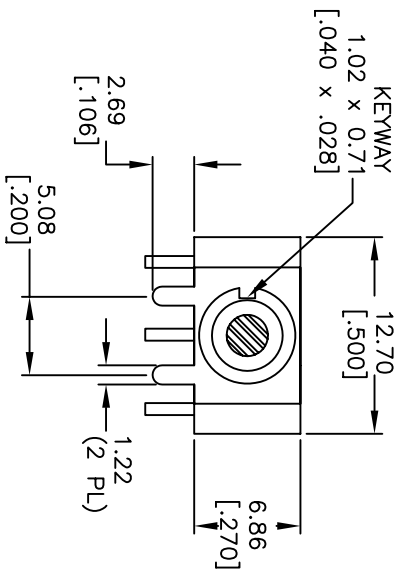


CIRCUIT: SPDT CONTACT CONFIGURATION

SWITCH FUNCTION		
PDS. 1	PDS. 2	PDS. 3
2-3	OPEN	2-1

NOTES:

1. ALL DIMENSIONS IN MM [INCH]
2. GENERAL TOLERANCE: X.X=±0.4 X.XX=±0.25
3. TERM. NOS. FOR REF. ONLY
4. RATING: 0.4(YA) Max. @20V (AC or DC)
5. FIXED TERM. & MOVING CONTACT: Copper Alloy W/Gold plate over Ni Plate
6. ELECTRICAL LIFE: 50,000 make-and-break cycles at full load.
7. INSULATION RESISTANCE: 1,000M ohm min.
8. DIELECTRIC STRENGTH: 1,000V RMS @sea level.
9. OPERATING TEMP.: -30°C to 85°C.



B	16567	6.86 TD 6.46 DIM.	10/23/06	TN
A	11520	RELEASED FOR PRODUCTION	5/31/01	CJB
REV.	ECN No.	DESCRIPTION	DATE	CHKD

TITLE		100 SP-3 T2 B4 M6 R E		
SCALE	DATE	DR	DWG	REV
2:1	5/31/01	CJB	T113030	B



THE INFORMATION CONTAINED IN THIS DOCUMENT IS PROPRIETARY TO E-SWITCH AND IS NOT TO BE COPIED OR TRANSFERRED