

Fully Automatic Cable Tie Installation Systems

Fully automatic cable tie installation systems offer a complete single-source solution for high volume harnessing, assembly, fastening and packaging applications. With cycle times of less than one second, the systems are up to six times faster than conventional manual cable tie installations. The microprocessor based controller monitors system performance for improved production and reliability. Physical connection of *PANDUIT* cable tie installation systems to Ethernet networks is available via an RJ45 connection to facilitate data analysis and troubleshooting.

For harnessing applications that also require mounting capability, the systems now feature innovative push barb cable tie mounts and harness board fixtures. This bundling and mounting system saves time by automatically feeding the cable tie through the mount, tensioning and cutting the tie flush all in one easy step for consistent results. These innovative solutions, along with our full line of wiring and communication products allow *PANDUIT* to offer its customers the ideal automated bundling and mounting solutions for their applications.



Bundling Systems

NEW!



Bundling and Mounting System

Key Features

Benefits

3 separate tool heads available for various bundle diameters	Allows user to apply cable ties to a maximum bundle diameter of .82", 1.31", or 2.00" in three tensile strengths for application flexibility and versatility
Ergonomic, lightweight tool head	Reduces operator fatigue and repetitive motion injuries to increase productivity
Multiple cable tie styles and sizes	Continuously molded cable ties in a selection of styles, sizes and materials in reels containing up to 5,000 ties; provide continuous feeding and quick reel changes to reduce downtime and maximize efficiency
Microprocessor based controller	Monitors system performance through user-friendly LCD display; provides production data and reporting, including error detection and cycle count for improved reliability
Data interface accessory	System monitoring and performance tracking option for existing PDM and PDS dispensers
NEW! Integrated cable tie mounts	Push barb cable tie mounts provide a unique range of options for automated bundling and mounting in harnessing applications, speeding assembly and enhancing reliability
NEW! Patented harness board fixtures	Provide alignment of tool and guide cable tie through mount to enable reliable installations; easily accommodate a switch to detect the mount's presence for integration into existing quality control systems

Fully Automatic Cable Tie Installation Systems – System Selection

Automatic Cable Tie System Selection Guide for Bundling

Maximum Bundle Dia.		Tooling			
		Tool Head	Dispenser	Transfer Hose	Reel-Fed Cable Ties
.82	21	PAT1M	PDM	PHM1, PHM2,	BT1M-XMR, PLT1M-XMR
1.31	33	PAT1.5M	PDM	PHM3	BT1.5M-XMR, PLT1.5M-XMR
2.00	51	PAT2S	PDS	PHS2, PHS3	PLT2S-VMR

Automatic Cable Tie and Mount System Selection Guide for Bundling and Mounting

Maximum Bundle Dia.		Tooling						
		Tool Head	Dispenser	Transfer Hose	Reel-Fed Cable Ties*	Cable Tie Mounts**	Harness Board Fixture insert	Harness Board Fixture Base
1.31	33	PAT1.5M-ATM	PDM	PHM1, PHM2, PHM3	PLT1.5M-XMR BT1.5M-XMR	ATM-W187 ATM-W250	ATMI-W187 ATMI-W250	ATMB

*See page 4 for cable tie material options.

**See page 5 for cable tie mount material options.

Tool Heads – Three Sizes Accommodate a Wide Variety of Applications

Cable Tie Bundling Applications



PAT1M



PAT1.5M



PAT2S

Cable Tie Bundling and Mounting Applications



PAT1.5M-ATM

Part Number	Max. Bundle Diameter		Compatible with Cable Ties	Std. Pkg. Qty.
	In.	mm		
PAT1M	.82	21	PLT1M-XMR, BT1M-XMR	1
PAT1.5M	1.31	33	PLT1.5M-XMR, BT1.5M-XMR	1
PAT2S	2.00	51	PLT2S-VMR	1
NEW! PAT1.5M-ATM	1.31	33	PLT1.5M-XMR, BT1.5M-XMR	1

Accessories

Dispenser



PDM



PDS

Part Number	Works with	Description	Std. Pkg. Qty.
PDM	PAT1M, PAT1.5M, PAT1.5M-ATM	Stationary dispenser with electronic display. Online help menu. System operates on 65 psig (minimum) non-lubricated filtered air and 100 – 24 FAC/TP or 60 MHz.	1
PDS	PAT2S		1

Order number of pieces required, in multiples of Standard Package Quantity.

Accessories (continued)

Transfer Hose



PHM3

Part Number	Works with Tool Head	Description	Length		Std. Pkg. Qty.
			Ft.	m	
PHM1	PAT1M, PAT1.5M, PAT1.5M-ATM	Transfers cable tie and signal from dispenser to tool head; electrical connectors designed for easy attachment provide a reliable, secure connection.	3.2	1	1
PHM2			6.5	2	1
PHM3			10.0	3	1
PHM4			13.1	4	1
PHS2	PAT2S		6.5	2	1
PHS3			10.0	3	1

Filter/Regulator and Air Supply Hose



PL283N1



PDH10-37

Part Number	Works with Dispenser	Description	Std. Pkg. Qty.
PL283N1	PDM, PDS	Regulates air flow to dispenser. Filter/regulator 25 micron (maximum) element. Includes a male connector and a 3/8" port.	1
PDH10-37	PDM, PDS	Air hose from filter/regulator to dispenser; 10' (3m) – includes standard air fittings.	1

Dispenser Frame



PDSF

Part Number	Works with Dispenser	Part Description	Std. Pkg. Qty.
PDSF	PDS	Metal frame supports the PDS dispenser for PAT2S above the cable tie reel as ties are loaded into the dispenser; can be used as a freestanding unit or permanently mounted to a bench or cart.	1

Bench Mount



PATMBM

Part Number	Used with Tool Head	Part Description	Std. Pkg. Qty.
PATMBM	PAT1M, PAT1.5M	Allows hands-free operation for high volume usage. Includes bench mount fixture and foot pedal assembly.	1
PAT2SBM	PAT2S		1

Data Interface Software and Ethernet Enabled Dispenser



PANDUIT exclusive Ethernet enabled dispenser and customized data interface software allow production personnel to monitor real-time data in a shop floor environment.

- The Ethernet enabled dispenser provides a physical connection between the cable tie installation system and an industrial Ethernet network via an RJ45 connection and internal Ethernet card
- Allows the capability to measure and track production performance such as job tracking, cycle counts, tool and dispenser serial numbers, and routine maintenance
- Provides the ability to send email notifications for specific system messages

Part Number	Part Description	Std. Pkg. Qty.
PDM-DI	Ethernet enabled PDM dispenser and data interface software with PAT1M, PAT1.5M, PAT1.5M-ATM systems.	1
PDS-DI	Ethernet enabled PDS dispenser and data interface software with PAT2S system.	1
PD-DIA	Data interface accessory for existing PDM and PDS dispensers; includes software and network interface card.	1

Order number of pieces required, in multiples of Standard Package Quantity.


Reel-Fed Cable Ties – Multiple Styles and Sizes for High Volume Production

Reel-Fed Cable Ties

- Continuously molded cable ties (up to 5,000 ties/reel) for high productivity and reduced downtime
- Up to 30 lbs. minimum loop tensile strength in miniature cross section; 50 lbs. in standard cross section
- Available in all-nylon and stainless steel locking barb styles



BT1M-XMR0



PLT1M-XMR0,
PLT1M-XMR

Part Number	Tie Style	Material	Color	Max. Bundle Dia.		Length		Width		Min. Loop Tensile Str.		Std. Ctn. Qty.
				In.	mm	In.	mm	In.	mm	Lbs.	N	
Reel-Fed Cable Ties for PAT1M System												
BT1M-XMR	Barbed Tie	Nylon 6.6	Natural	.82	21	4.0	102	.100	2.5	30	133	10,000 Pieces (2 Reels – 5,000 ties per reel)
BT1M-XMR0		Weather Resistant Nylon 6.6	Black									
BT1M-XMR30		Heat Stabilized Nylon 6.6	Black									
PLT1M-XMR	One-Piece, All-Nylon Tie	Nylon 6.6	Natural	1.31	33	5.6	142	.100	2.5	18	80	
PLT1M-XMR0		Weather Resistant Nylon 6.6	Black									
PLT1M-XMR30		Heat Stabilized Nylon 6.6	Black									
PLT1M-XMR00		Mil. Spec. Weather Resistant Nylon 6.6	Black									
Reel-Fed Cable Ties for PAT1.5M and PAT1.5-ATM System												
BT1.5M-XMR	Barbed Tie	Nylon 6.6	Natural	1.31	33	5.6	142	.100	2.5	30	133	10,000 Pieces (2 Reels – 5,000 ties per reel)
BT1.5M-XMR0		Weather Resistant Nylon 6.6	Black									
BT1.5M-XMR30		Heat Stabilized Nylon 6.6	Black									
BT1.5M-XMR69		Flame Retardant Nylon 6.6	Natural									
PLT1.5M-XMR	One-Piece, All-Nylon Tie	Nylon 6.6	Natural	2.00	51	8.1	206	.190	4.8	50	222	
PLT1.5M-XMR0		Weather Resistant Nylon 6.6	Black									
PLT1.5M-XMR30		Heat Stabilized Nylon 6.6	Black									
PLT1.5M-XMR00		Mil. Spec. Weather Resistant Nylon 6.6	Black									
Reel-Fed Cable Ties for PAT2S System												
PLT2S-VMR	One-Piece, All-Nylon Tie	Nylon 6.6	Natural	2.00	51	8.1	206	.190	4.8	50	222	5,000 Pieces (2 Reels – 2,500 ties per reel)
PLT2S-VMR0		Weather Resistant Nylon 6.6	Black									
PLT2S-VMR30		Heat Stabilized Nylon 6.6	Black									

Order number of pieces required, in multiples of Standard Carton Quantity.

Note: UL Recognized, UL Listed, and CSA Certified except 69 material.

PLT1M-XMR ties are also available in colors. Add the following suffix to the end of the part number to order: (ex. PLT1M-XMR2 = Red).

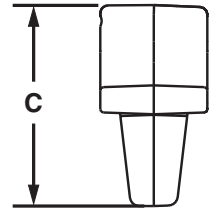
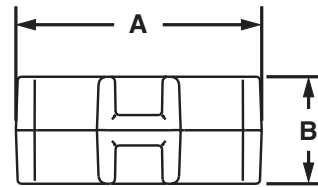
1 = Brown, 2 = Red, 3 = Orange, 4Y = Yellow, 5 = Green, 6 = Blue, 7 = Purple, 8 = Gray, 10 = White.

Automatic Cable Tie Mounts

NEW! Automatic Cable Tie Mounts



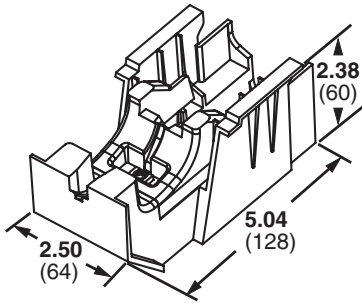
- Multiple sizes work with industry standard panel thickness and hole diameters for greater application flexibility
- Low profile design keeps bundle close to mounting surface, saving space in tight assembly requirements and providing greater protection for bundles in high vibration applications
- Load rating of mounts supports compatible BT1.5M-XMR and PLT1.5M-XMR cable ties



Part Number	Used with Cable Ties	A Length		B Width		C Height		Maximum Panel Thickness		Panel Hole Diameter Range		Material	Color	Std. Pkg. Qty.*	Std. Ctn. Qty.	
		In.	mm	In.	mm	In.	mm	In.	mm	In.	mm					
ATM-W187-M	BT1.5M-XMR, PLT1.5M-XMR											Nylon 6.6	Natural	1000	5000	
ATM-W187-M20													Black	1000	5000	
ATM-W187-M30													Heat Stabilized Nylon 6.6	Black	1000	5000
ATM-W250-M													Nylon 6.6	Natural	1000	5000
ATM-W250-M20														Black	1000	5000
ATM-W250-M30														Heat Stabilized Nylon 6.6	Black	1000






*Order number of pieces required, in multiples of Standard Package Quantity.

NEW! Harness Board Fixtures



ATMB – Harness Board Fixture Base

- Automatic alignment orients the tool head with the mount for reliable feeding of the cable tie through the mount to speed installation
- Multiple fixture configurations allow mounting in horizontal, vertical, or 45° orientation to reduce installation time and improve ergonomics
- Color designation ensures inserts and mounts are correctly matched
- Integrated switch† capability enables placement of a switch to detect the mount's presence providing an input to a quality control system, eliminating the need for additional inspection
- Activation device on harness board fixture prevents tool from operating unless it is properly engaged in the fixture for operator safety

Part Number	Photo	Description	Mounting	Color	Material	Std. Pkg. Qty.*	Std. Ctn. Qty.
ATMB		Harness board fixture base.	Screw base to harness board with 1/4" screws	Black	Acetal	10	10
ATMI-W187-X		Harness board fixture insert for ATM-W187 mount.	Snaps into ATMB	Yellow	Acetal	10	50
ATMI-W250-X		Harness board fixture insert for ATM-W250 mount.	Snaps into ATMB	Red	Acetal	10	50
ATMI-XMR-X		Harness board fixture used for cable tie installation where mounts are NOT required.	Snaps into ATMB	Black	Acetal	10	50
ATMC		Harness board fixture clamp used to secure the ATMB (Base) in a vertical or 45° position.	Screw clamp to harness board with 1/4" screws	Black	Steel	10	10

*Order number of pieces required, in multiples of Standard Package Quantity.

†The Omron Electronics D2SW-3L1HS switch is compatible with the ATM system. Similar switches from other manufacturers may also be suitable. Omron is a registered trademark of Omron Corporation.

WORLDWIDE SUBSIDIARIES AND SALES OFFICES

PANDUIT CANADA
Markham, Ontario
cs-dn@panduit.com
Phone: 800.777.3300

PANDUIT EUROPE LTD.
London, UK
cs-emea@panduit.com
Phone: 44.20.8601.7200

PANDUIT SINGAPORE PTE. LTD.
Republic of Singapore
cs-ap@panduit.com
Phone: 65.6305.7575

PANDUIT JAPAN
Tokyo, Japan
cs-japan@panduit.com
Phone: 81.3.3767.7011

PANDUIT LATIN AMERICA
Jalisco, Mexico
cs-la@panduit.com
Phone: 52.333.777.6000

PANDUIT AUSTRALIA PTY. LTD.
Victoria, Australia
cs-aus@panduit.com
Phone: 61.3.9794.9020

For a copy of PANDUIT product warranties, log on to www.panduit.com/warranty



For more information

Visit us at www.panduit.com

Contact Customer Service by email: cs@panduit.com
or by phone: 800-777-3300 and reference CTCB39

©2008 PANDUIT Corp.
ALL RIGHTS RESERVED.
Product Bulletin Number **WW-CTCB39**
Replaces SA-CTCB11
11/2008