

JST

Hand crimping tool
Type: WC-122

Features

Parallel action
operation

Ratchet release

Easy readjustment
of load

Contact locator with
insulation-stop

Precisely ground
profiles

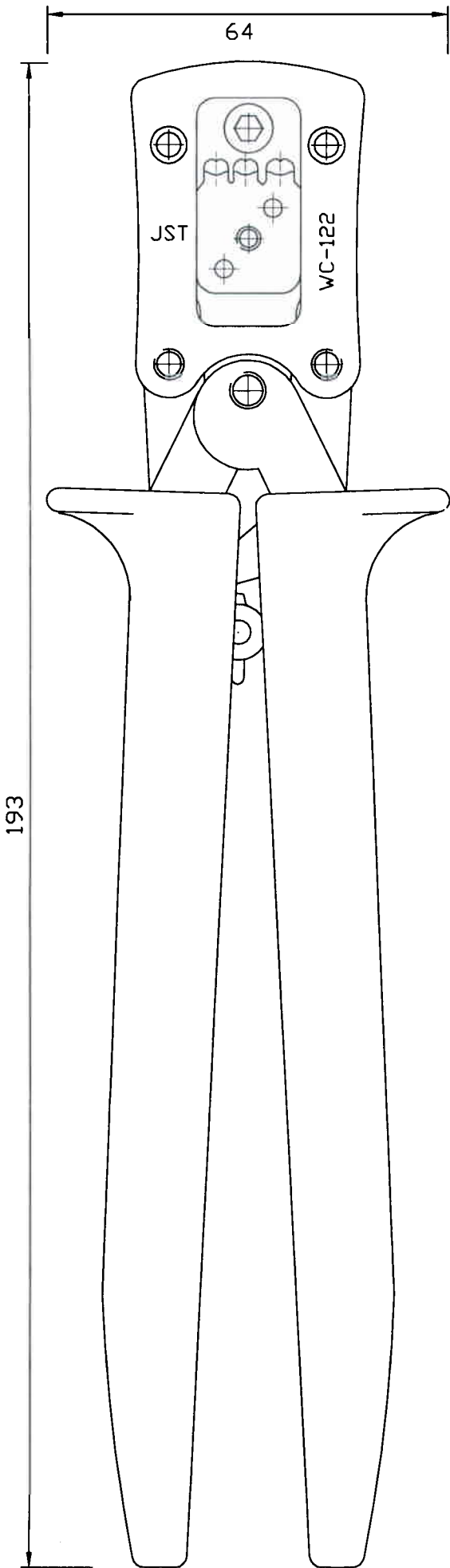
Ergonomic soft grips
colour: green

Fully recyclable

Applicable terminal:
< >HF-001T-0.8BS

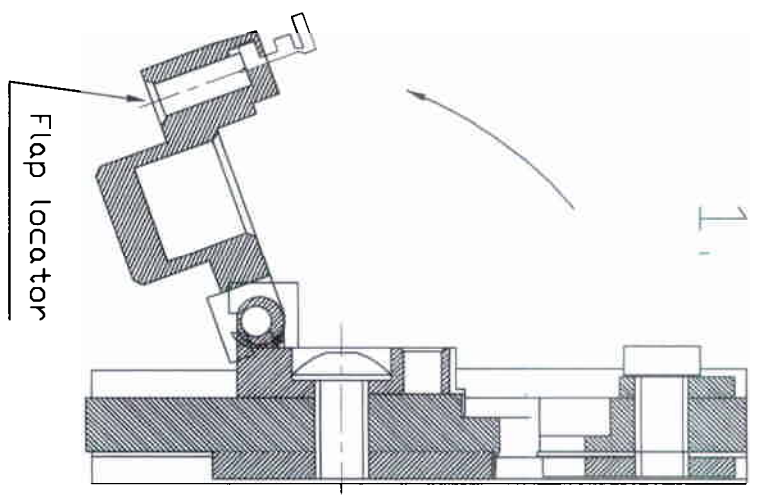
Cross section range:
Profile 1: 28 AWG/26AWG
Profile 2: 24 AWG
Profile 3: 22 AWG

Crimp height specification
28 AWG - 0.60mm-0.65mm
26 AWG - 0.70mm +/-0.05
24 AWG - 0.75mm +/-0.05
22 AWG - 0.80mm +/-0.05

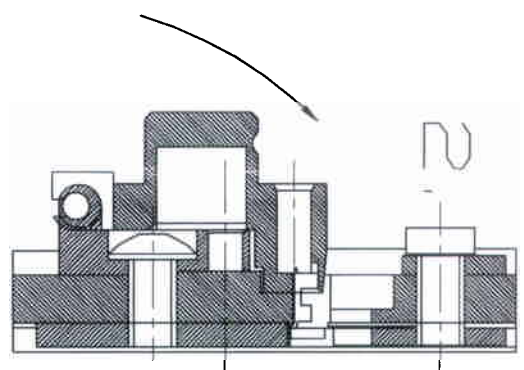


OPERATION INSTRUCTIONS

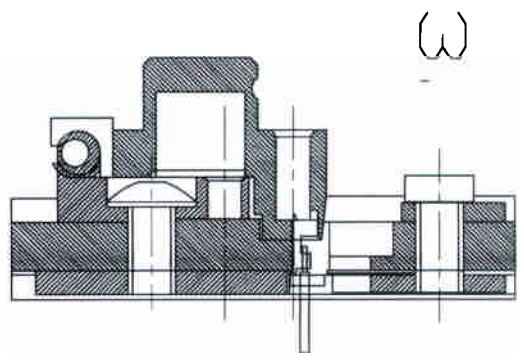
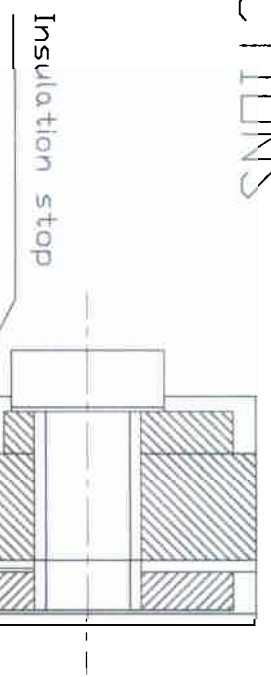
DWG: JUKCT-003-02-00



1. Open flap locator and insert contact up to stop.
2. Close flap locator.



3. Close handtool until first ratchet.
4. Insert wire up to stop.



5. Close handtool until the ratchet releases.
6. Open flap locator and carefully remove the wire.

