

# JST

Hand crimping tool  
Type: WC-610

## Features

---

Parallel action  
operation

---

Ratchet release

---

Easy readjustment  
of load

---

Contact locator with  
insulation-stop

---

Precisely ground  
profiles

---

Ergonomic soft grips  
colour: green

---

Fully recyclable

---

Applicable terminal:  
< >PHD-001T-<P>0.5

---

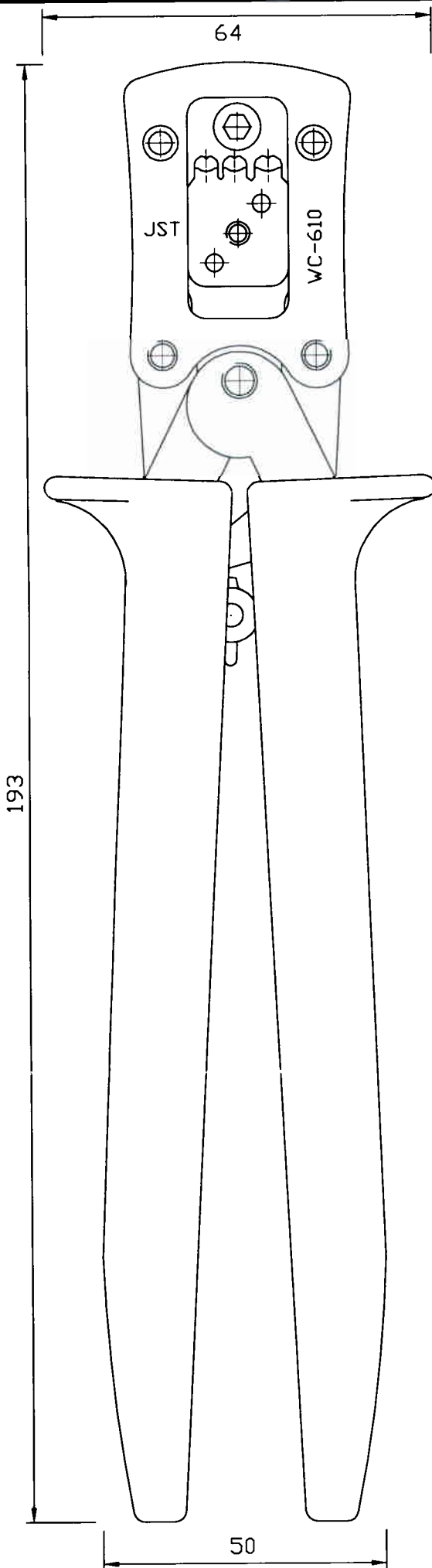
Cross section range:  
Profile 1: 26 AWG  
Profile 2: 22 AWG  
Profile 3: 24 AWG

---

Crimp height specification  
26 AWG - 0.65mm  
24 AWG - 0.70mm  
22 AWG - 0.75mm

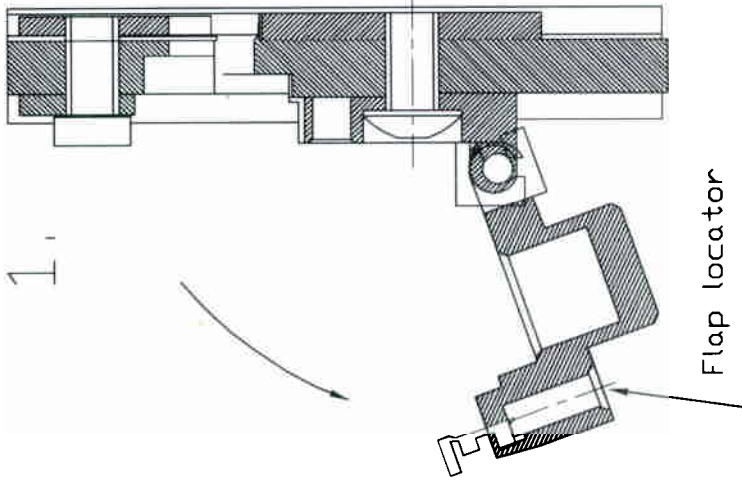
---

Operating instructions see overleaf

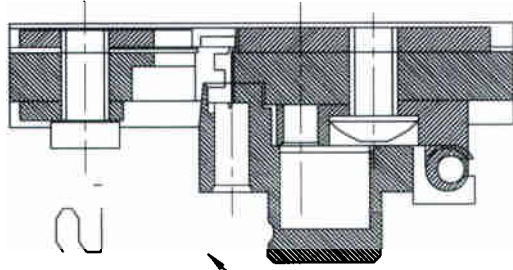


# OPERATION INSTRUCTIONS

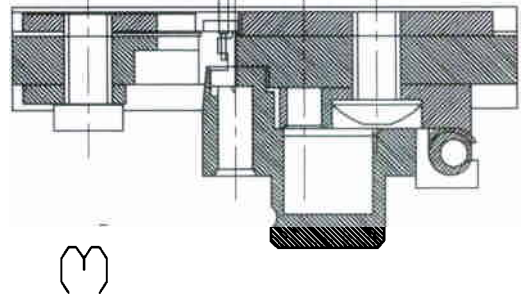
1. Open flap locator and insert contact up to stop.
2. Close flap locator.



Insulation stop



3. Close handtool until first ratchet.
4. Insert wire up to stop.



5. Close handtool until the ratchet releases.
6. Open flap locator and carefully remove the wire.

