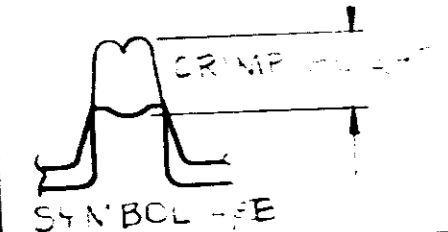
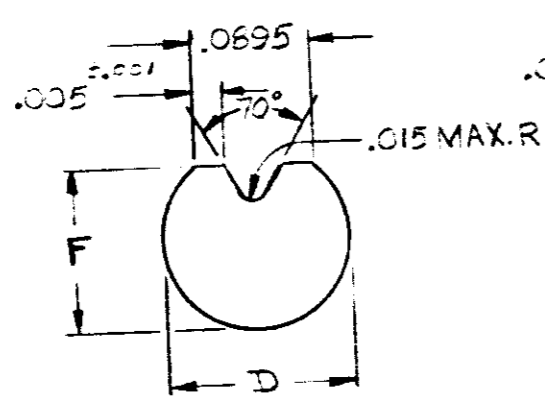
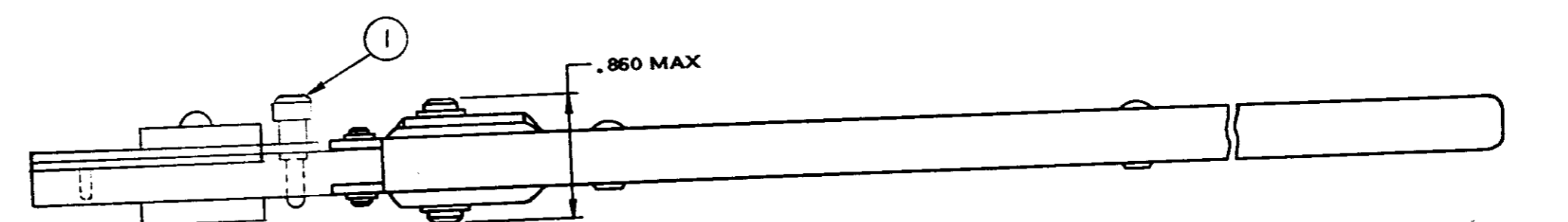
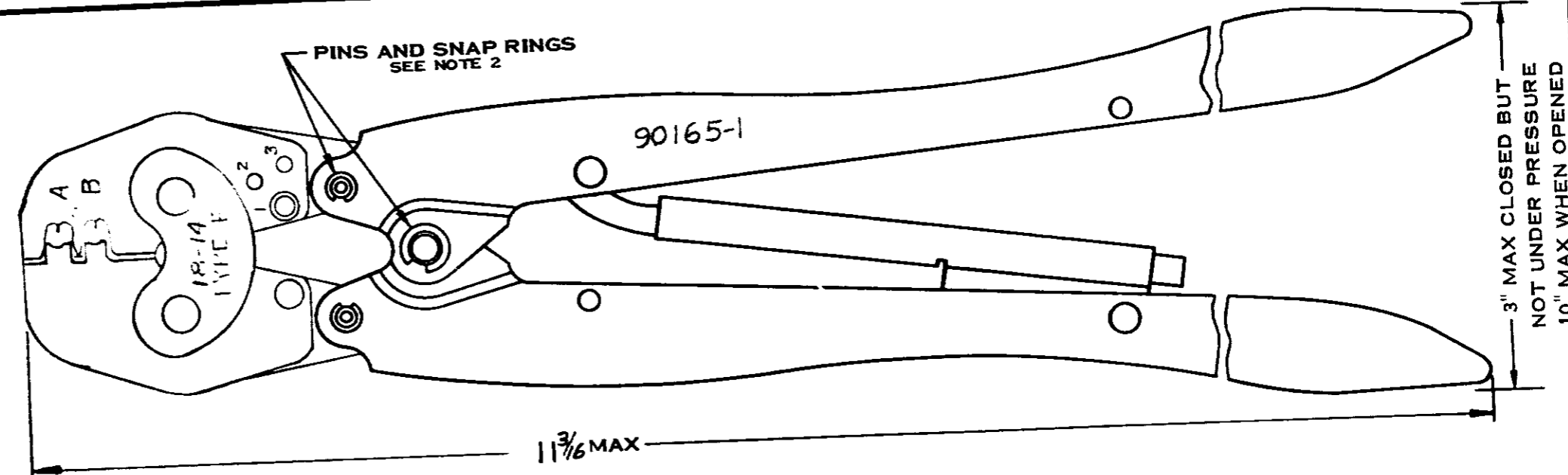


WIRE CRIMP				TERMINAL CRIMP HEIGHT
CRIMP SYMBOL	DIM	GO	NO GO	
A	F	.0564	.064	.0721
	D	.0888	.0728	.0855
B	F	.0624	.054	.063
	D	.0758	.0582	.0679

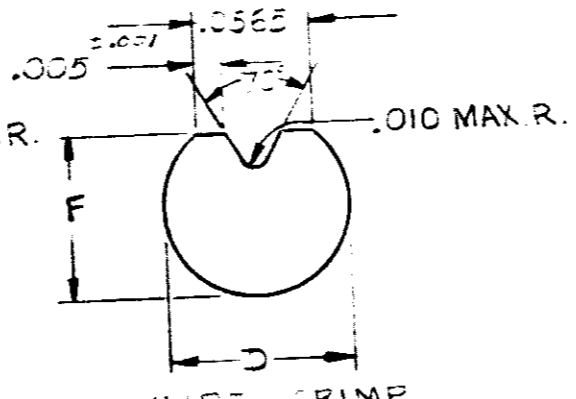


INSULATION CRIMP				TERMINAL CRIMP HEIGHT
CRIMP SYMBOL	DIM	GO	NO GO	
A+B	F	.45	.400	---
	D	.559	.533	---

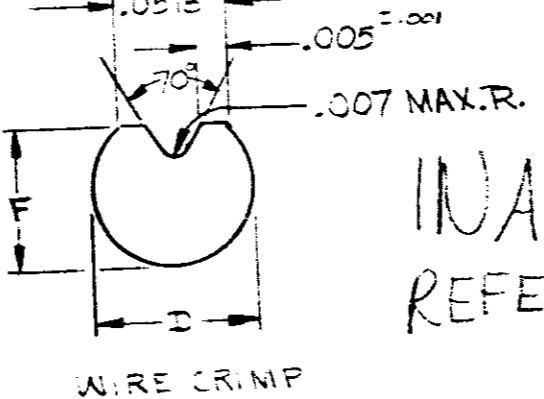
(SEE NOTE #6)



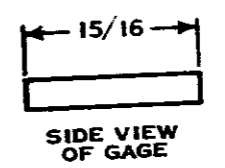
INSULATION CRIMP SYMBOL A+B



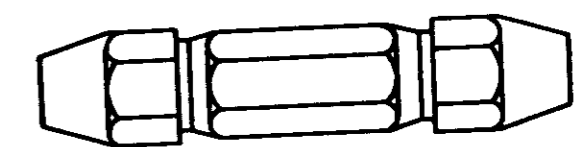
WIRE CRIMP SYMBOL B



WIRE CRIMP SYMBOL A



SIDE VIEW OF GAGE



SUGGESTED DOUBLE END HANDLE A.G.D. STD.

INACTIVE
11/9/77

INACTIVE,
REFER TO IS SHEET "7235"
11/3/77

ENLARGED END VIEWS OF GAGES
SUGGESTED GAGE DESIGN

- CRIMP GAGE DIMENSIONS APPLY WHEN TOOL IS CLOSED OR BOTTOMED BUT NOT UNDER PRESSURE.
- FOR REPLACEMENT OF PARTS SUCH AS PINS AND SNAP RINGS, ORDER REPAIR KIT NO. 125218-4.
- FOR REPLACEMENT OF PARTS OTHER THAN PINS AND SNAP RINGS, CONTACT THE MANUFACTURER TO INSURE PROPER FIT AND ADJUSTMENT.
- FOR TOOL USAGE, SEE INSTRUCTION SHEET NO. 125218-1.
- HAND TOOL CAN BE CHECKED BY MEASURING TERMINAL CRIMP HEIGHT.
- GAGE DIMENSIONS ARE MEASURED WITH INSULATION ADJUSTMENT PIN IN POSITION.

NO.	DESCRIPTION	DATE	BY	CHK	GATE
1	INACTIVE PER IS SHEET 7235	11/9/77			
2	SYMBOL A & B SEE .0721				
3	SYMBOL B SEE .0728				
4	SYMBOL A & B SEE .0679				

NUMBER 90165

1	39207	PIN-ADJUSTMENT	1
NO. REQD	NUMBER	NAME	ITEM NO.
© 1967 BY AMP INCORPORATED. ALL RIGHTS RESERVED. AMP PRODUCTS COVERED BY PATENTS AND/OR PATENTS PENDING.			CUSTOMER COPY REFERENCE ONLY
DR	MATERIAL-STEEL FINISH-BLACK OXIDE		AMP AMP INCORPORATED 4440 SHELBY, PENNA
CHK	WEIGHT- LBS. 5 OZ.		CLASS
DE	WIRE - RANGE - INSULATION		TYPE
APP	TOLERANCE EXCEPT AS NOTED	SCALE	LOC NO
			R B 90165
	NAME		
	ACTION HAND TOOL		

DIMENSIONS IN INCHES DO NOT SCALE PRINT