SYMBOL 18-16

WIRE CRIMP				TERMINAL CRIMP HEIGHT
CRIMP SYMBOL	DIM	GO	NO GO	
18-16	0	.0585	.0635	.0660 / .0602

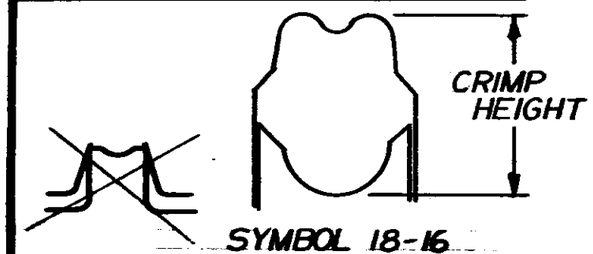

SYMBOL 18-16

INSULATION CRIMP				TERMINAL CRIMP HEIGHT
CRIMP SYMBOL	DIM	GO	NO GO	
18-16	#	#	#	# / #

INACTIVE,
REFER TO
IS SHEET 7267

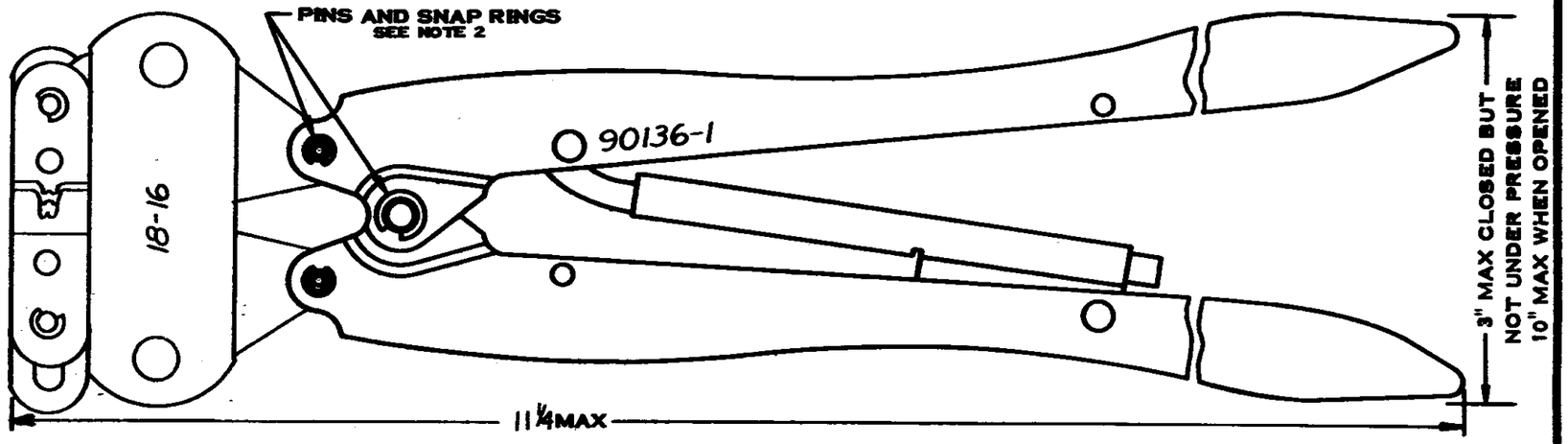

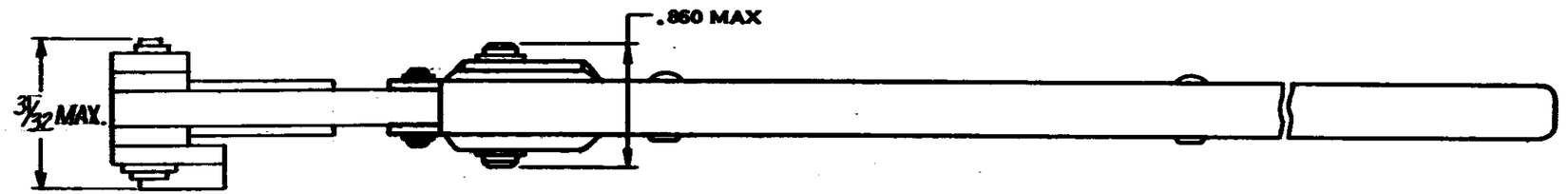

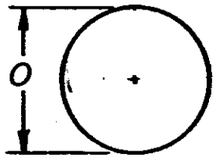

WIRE CRIMP
ENLARGE END VIEW OF GAGE

INACTIVE
11/8/77

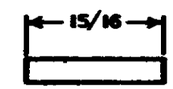

SIDE VIEW OF GAGE



SUGGESTED DOUBLE END HANDLE A.G.D. STD.

SEE I.S.-7267

SUGGESTED GAGE DESIGN

1. CRIMP GAGE DIMENSIONS APPLY WHEN TOOL IS CLOSED OR BOTTOMED BUT NOT UNDER PRESSURE.
2. FOR REPLACEMENT OF PARTS SUCH AS PINS AND SNAP RINGS. ORDER REPAIR KIT NO. 125218-4.
3. FOR REPLACEMENT OF PARTS OTHER THAN PINS AND SNAP RINGS. TOOL IS TO BE RETURNED TO AMP INC., HARRISBURG, PENNA. TO INSURE PROPER CERTI-CRIMP ADJUSTMENT.
4. FOR TOOL USAGE. SEE INSTRUCTION SHEET NO. 7267.
5. HAND TOOL CAN BE CHECKED BY MEASURING TERMINAL CRIMP HEIGHT.

LTR	REVISION RECORD	DR	CHK	DATE
A	INACTIVE PER ECN HT-[illegible]	S.I.	[illegible]	11/8/77

NUMBER 90136

NO. REQD	NUMBER	NAME	ITEM NO.

©1965 BY AMP INCORPORATED. ALL RIGHTS RESERVED.
AMP PRODUCTS COVERED BY PATENTS AND/OR PATENTS PENDING.

CUSTOMER COPY REFERENCE ONLY

DR 10-21-65 R.J. BERKANSTOCK
CHK [illegible] 1/4/66
DE R.J. Berkanstock 1/4/66
APP [illegible] 1-4-66

MATERIAL-STEEL
FINISH-BLACK OXIDE
WEIGHT-1 LBS. 5 OZ.

WIRE - RANGE - INSULATION
# # #

TOLERANCE EXCEPT AS NOTED #
SCALE #

AMP INCORPORATED HARRISBURG, PENNA

CLASS / /
TYPE / /

LOC R | B | NO 90136 | REV A

NAME D.A.S.A. ACTION HAND TOOL

DIMENSIONS IN INCHES DO NOT SCALE PRINT

PRINT DIST 55

AMP 1253-4