



REV. Status

REVISION - 11/14/95 TS
REVISION A ADDED RoHS 12/02/05 MP
REVISION B REV DC RES WAS 90Ω ±20% 02/01/08 YS

AUDIO COUPLING MINIATURE ENCAPSULATED TRANSFORMER DESIGNED TO OPERATE 25mW MAX IN PRIMARY AND REFLECT A PRIMARY SOURCE IMPEDANCE OF APPROXIMATELY 50KΩCT WITH 1KΩCT LOAD ON SECONDARY.

A. Electrical Specifications (@ 20 ° C)

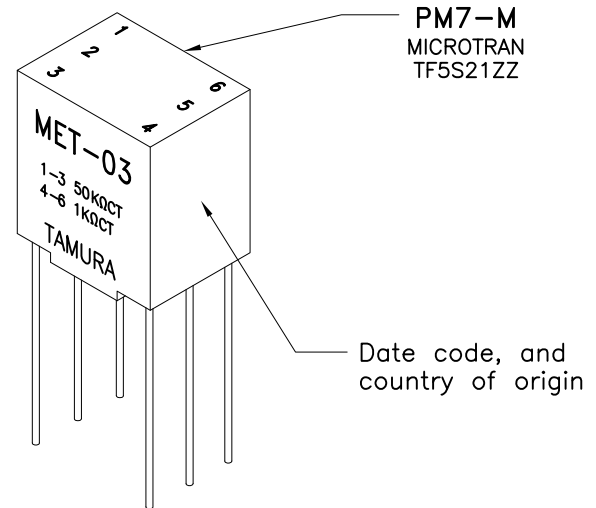
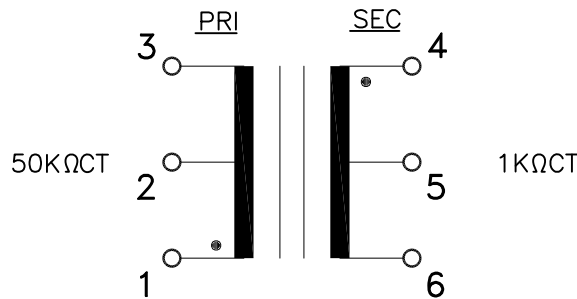
1. Pri Source Impedance; 50KΩ CT
2. Sec Load Impedance; 1KΩ CT
3. Pri DC Current; 0 mA MAX
4. Operating Level; 25 mW MAX @ 300 Hz
5. Frequency Response (relative to 1 KHz); ±2.0 dB, @ 300 Hz to 100 KHz
6. Longitudinal Balance; 60 dB MIN @ 1 KHz
7. DC Resistance;
 - (1-3) 3800Ω ±20%
 - (4-6) 105Ω ±20%
8. Turns Ratio; (1-3) : (4-6) = 7.07 : 1 ±2%
9. Dielectric Strength; 500 Vrms 0.5 minute @ Pri - Sec



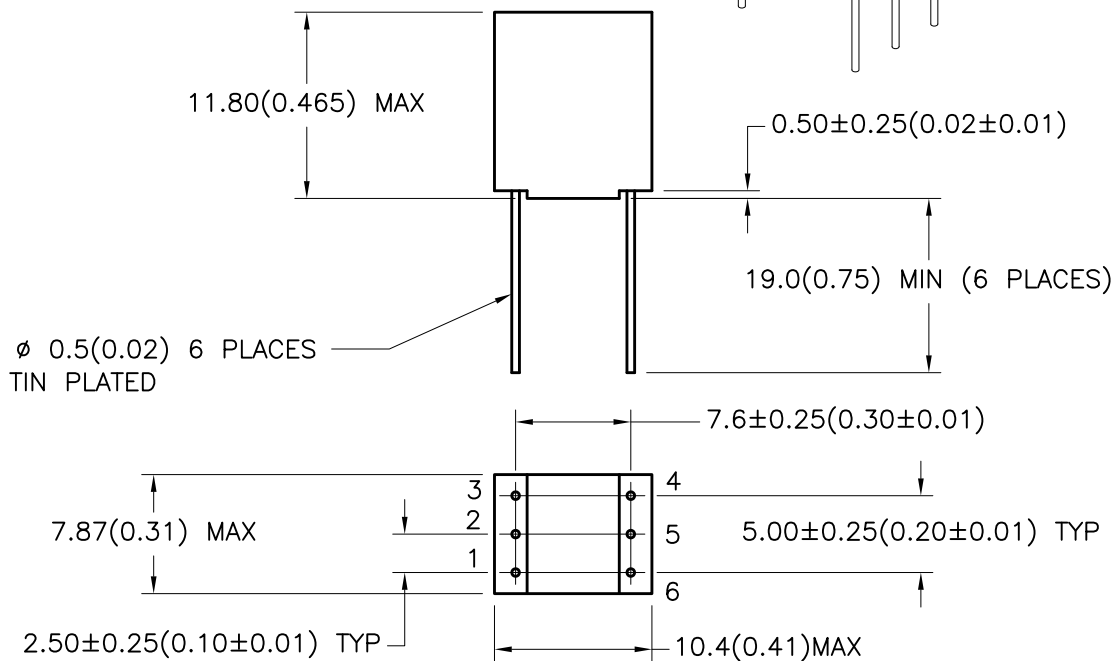
MODEL NUMBER
MET-03

B. Marking; MET-03, TAMURA, Primary and Secondary Impedance, PM7-M, MICROTRAN, TF5S21ZZ, date code and country of origin

C. Schematic Diagram



D. Mechanical Specifications



TOLERANCES (mm)	
≤ 4	± 0.2
4 ≤ 20	± 0.3
20 ≤ 50	± 0.4

PREPARED BY:
K. BRENNAN

ENGINEER: M. PITCHAI	DWG CONTROL NO. P-A1-11461 ACAD\MET\A1114611.DWG	REV B	AUDIO COUPLING MINIATURE ENCAPSULATED TRANSFORMER	MET-03
SAFETY ENGINEER B. O'CONNELL	CONTENTS OF THIS DRAWING ARE SUBJECT TO CHANGE WITHOUT PRIOR NOTICE		TAMURA CORPORATION OF AMERICA 43352 BUSINESS PARK DRIVE, TEMECULA, CA. 92590-6624 (951) 699-1270 FAX 9516769482	MODEL SPECIFICATION
APPROVED: Y. SEKIGUCHI	PROPRIETARY NOTICE: THIS DRAWING PRINT OR DOCUMENT AND SUBJECT MATTER DISCLOSED HEREIN ARE PROPRIETARY ITEMS TO WHICH TAMURA RETAINS THE EXCLUSIVE RIGHT OF DISSEMINATION, REPRODUCTION, MANUFACTURE AND SALE. THIS DRAWING, PRINT OR DOCUMENT IS SUBMITTED IN CONFIDENCE FOR CONSIDERATION BY THE RECIPIENT ALONE UNLESS PERMISSION FOR FURTHER DISCLOSURE IS EXPRESSLY GRANTED IN WRITING.			DIM: mm(In) SCL: 2/1 SH: 1 OF 1