



TELECOMMUNICATION V.90 MODEM TRANSFORMER

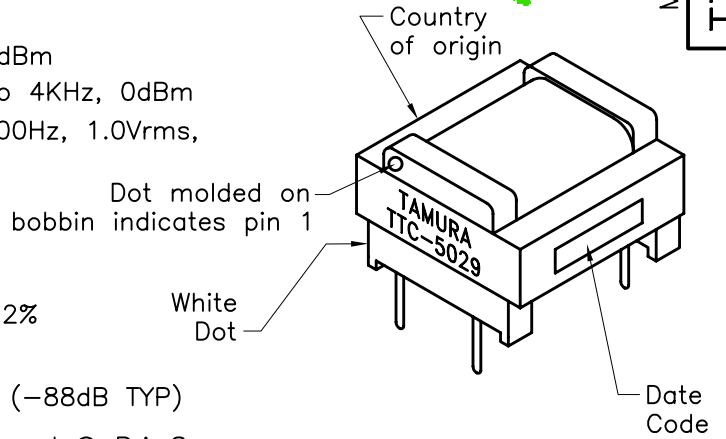


MODEL NUMBER
TTC-5029

REV. Status
REVISION - 03/08/04 MP
REVISION A ADDED RoHS. ADDED TOLS TO PIN DIMS 10/17/06 MP

A. Electrical Specifications (@ 25° C)

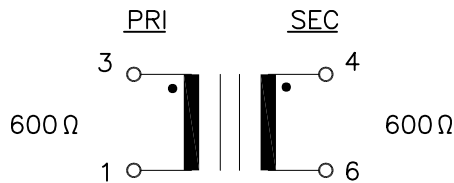
1. Primary Impedance; 600Ω
2. Secondary Impedance; 600Ω
3. Insertion Loss: 1.0dB MAX @ 1KHz, 0dBm
4. Frequency Response; ±0.20dB @ 200Hz to 4KHz, 0dBm
5. Longitudinal Balance; 60dB MIN @ 200Hz to 4KHz, 0dBm
6. Return Loss; 20dB MIN @ 200Hz to 4KHz, 0dBm
7. Primary Inductance; 9.5H TYP @ 300Hz, 1.0Vrms, Lp (parallel) Measured (1-3)
8. DC Resistance; (1-3) : 40Ω ±15% (6-4) : 40Ω ±15%
9. Turns Ratio; (1-3):(6-4)=1:1.00 ±2%
10. Total Harmonic Distortion; -80dB MAX @ 600Hz, -10dBm (-88dB TYP)
11. Dielectric Strength; 1875Vrms 1 second @ Pri-Sec



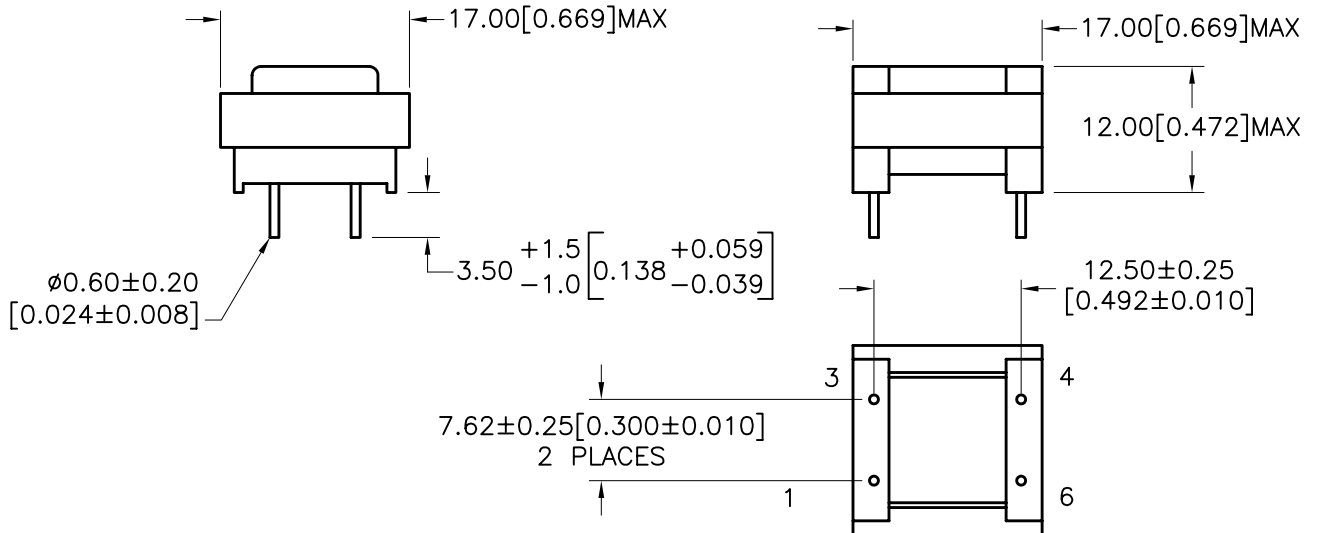
B. Marking; TTC-5029, TAMURA, date code and country of origin

C. Safety; Designed to meet UL60950, EN60950

D. Schematic;



E. Mechanical Specifications and Suggested Pad Layout;



PREPARED BY:

K. BRENNAN

ENGINEER:

M. PITCHAI

QUALITY CONTROL:

T. CLEM

APPROVED:

Y. SEKIGUCHI

DWG CONTROL NO. P-A1-13302
ACAD\TTC\A1133021.DWG

REV A

TELECOMMUNICATION V.90
MODEM TRANSFORMER

TAMURA CORPORATION OF AMERICA
43352 BUSINESS PARK DRIVE, TEMECULA, CA. 92590-6624
(951) 699-1270 FAX 9516769482

TTC-5029

MODEL SPECIFICATION

DIM: mm[In] SCL: 1/1 SH: 1 OF 1

PROPRIETARY NOTICE: THIS DRAWING PRINT OR DOCUMENT AND SUBJECT MATTER DISCLOSED HEREIN ARE PROPRIETARY ITEMS TO WHICH TAMURA RETAINS THE EXCLUSIVE RIGHT OF DISSEMINATION, REPRODUCTION, MANUFACTURE AND SALE. THIS DRAWING, PRINT OR DOCUMENT IS SUBMITTED IN CONFIDENCE FOR CONSIDERATION BY THE RECIPIENT ALONE UNLESS PERMISSION FOR FURTHER DISCLOSURE IS EXPRESSLY GRANTED IN WRITING.