

REV. Status

REVISION -
07/26/01 MP

REVISION A
CHANGED
PAD LAYOUT
& DIMENSION
ON E.
12/14/01 MP

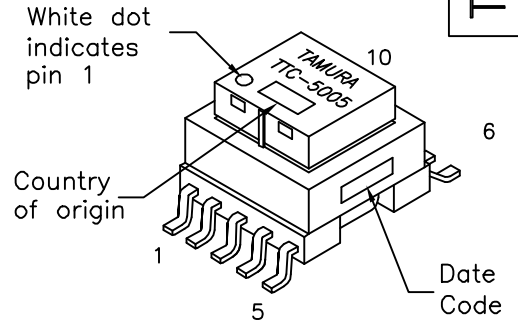
TELECOMMUNICATION SMD MODEM TRANSFORMER COMPATIBLE WITH V.90 TECHNOLOGIES

A. Electrical Specifications (@ 25° C)

1. Primary Impedance; 600Ω
2. Secondary Impedance; 525Ω
3. Insertion Loss: 1.60dB MAX @ 1KHz, 0dBm
4. Frequency Response; ±0.25dB @ 200Hz to 4KHz, 0dBm
5. Longitudinal Balance;
60dB MIN @ 200Hz to 4KHz, 0dBm
6. Return Loss; 20dB MIN @ 200Hz to 4KHz, 0dBm
7. DC Resistance;
(4-1):63Ω ±15%
(10-7):82Ω ±15%
8. Turns Ratio; (4-1):(10-7)=1:1.00 ±2%
9. Total Harmonic Distortion;
-80dB MAX @ 600Hz, -10dBm (-86dB TYP)
10. Dielectric Strength; 1875Vrms 1 second @ Pri-Sec



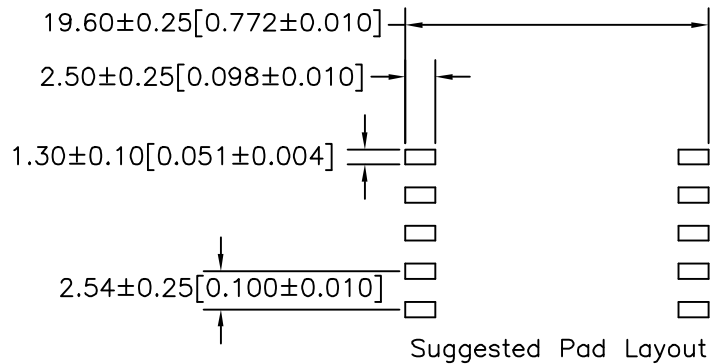
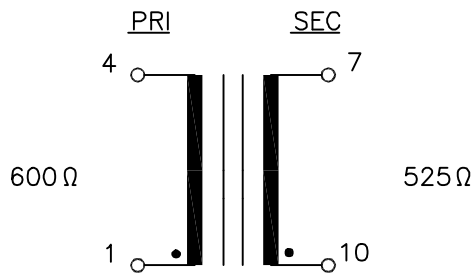
MODEL NUMBER
TTC-5005



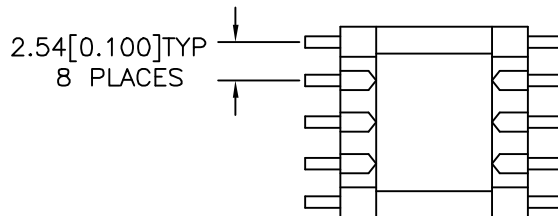
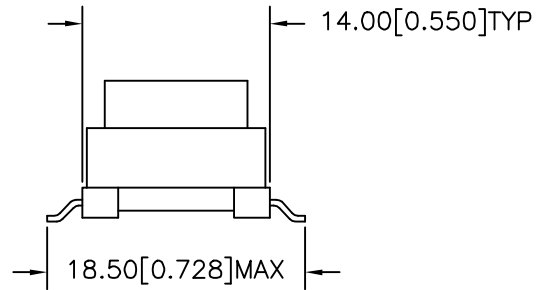
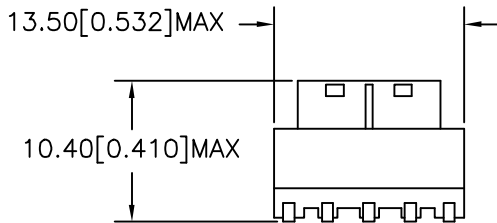
B. Marking; TTC-5005, TAMURA, date code and country of origin

C. Safety; UL1950 3rd Edition, UL60950

D. Schematic;



E. Mechanical Specifications;



PREPARED BY:

D. Rund

ENGINEER:

M. Pitchai

QUALITY CONTROL:

D. Kelley

APPROVED:

J. Coleman

DWG CONTROL NO.
P-A1-12559
ACAD\TTC\A1125591.DWG

REV
A

TELECOMMUNICATION V.90
MODEM TRANSFORMER

TAMURA CORPORATION OF AMERICA
43352 BUSINESS PARK DRIVE, TEMECULA, CA. 92590-6624
(909) 699-1270 FAX 9096769482

TTC-5005

MODEL SPECIFICATION

DIM: mm(in) SCL: 2/1 SH: 1 OF 1

PROPRIETARY NOTICE: THIS DRAWING PRINT OR DOCUMENT AND SUBJECT MATTER DISCLOSED HEREIN ARE PROPRIETARY ITEMS TO WHICH TAMURA RETAINS THE EXCLUSIVE RIGHT OF DISSEMINATION, REPRODUCTION, MANUFACTURE AND SALE. THIS DRAWING, PRINT OR DOCUMENT IS SUBMITTED IN CONFIDENCE FOR CONSIDERATION BY THE RECIPIENT ALONE UNLESS PERMISSION FOR FURTHER DISCLOSURE IS EXPRESSLY GRANTED IN WRITING.