



TELECOMMUNICATION MODEM COUPLING TRANSFORMER COMPATIBLE WITH V.90 TECHNOLOGIES

MODEL NUMBER
TTC-5008

REV. Status

- REVISION - 12/10/01 MP
- REVISION A CHANGED DIMENSIONS 03/10/04 MP
- REVISION B ADDED "C" CLASS TO MARKING NOTE AND RoHS 05/11/06 MP

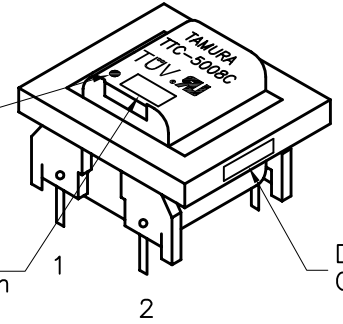
- A. Electrical Specifications (@ 25°C)
- Pri Source Impedance; 600Ω
 - Sec Load Impedance; 374Ω
 - Insertion Loss; 2.5dB MAX, 1KHz, 0dBm
 - Frequency Response (relative to 1 KHz) ±0.20dB 200Hz to 4KHz @ 0dBm
 - Longitudinal Balance; 60dB MIN @ 200Hz to 1KHz 40dB MIN @ 1KHz to 4KHz
 - Return Loss; 25dB MIN @ 1KHz, 0dBm (29dB TYP)
 - DC Resistance; (1-2)= 108Ω ±15% (3-4)= 120Ω ±15%
 - Turns Ratio; (1-2):(4-3) = 1:1.00±2%
 - Dielectric Strength; 1875Vrms 1 second Pri to Sec
 - Total Harmonic Distortion: -86dB MAX @ 600Hz, -10dBm (-90dB TYP)



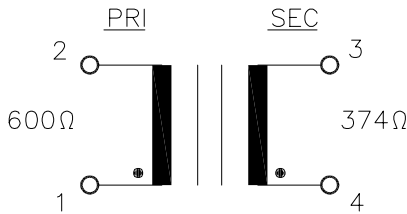
Black dot indicates pin 1

Country of origin

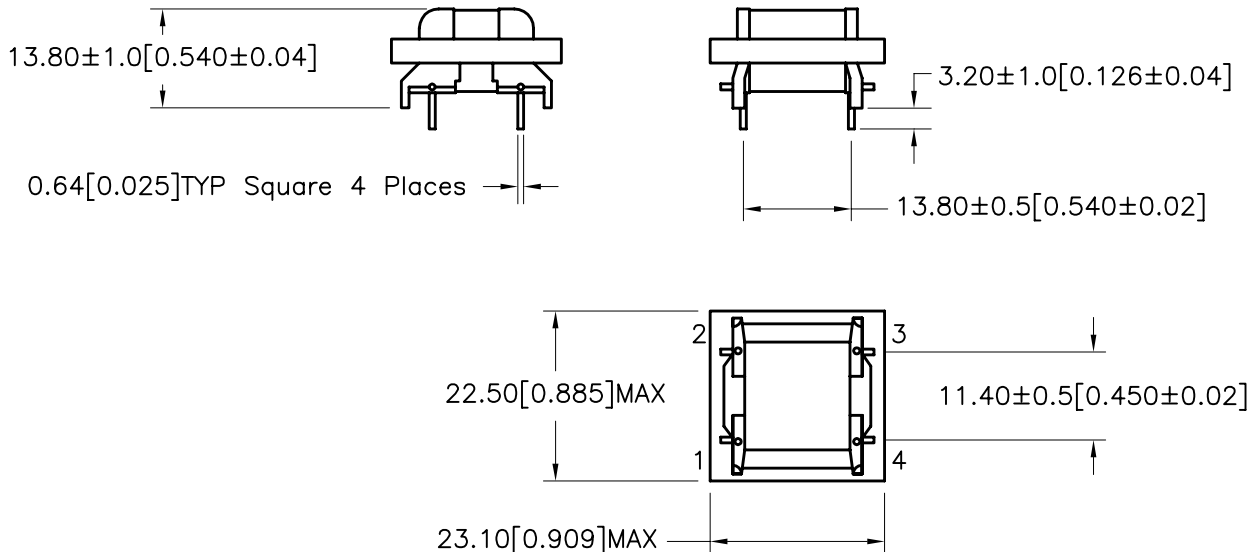
Date Code



- B. Marking; TTC-5008C, TAMURA, date code and country of origin. "C" designates UL approved family classification
- C. Safety: UL 1950 3rd Edition, UL60950, EN60950
- D. Schematic Diagram



E. Mechanical Specifications



PREPARED BY:
K. BRENNAN

ENGINEER:
M. PITCHAI

DWG CONTROL NO. P-A1-12310
ACAD\TTC\A1123101.DWG
REV B

MODEM COUPLING TRANSFORMER

TTC-5008

QUALITY CONTROL:
T. CLEM

CONTENTS OF THIS DRAWING ARE SUBJECT TO CHANGE WITHOUT PRIOR NOTICE

TAMURA CORPORATION OF AMERICA
43352 BUSINESS PARK DRIVE, TEMECULA, CA. 92590-6624
(951) 699-1270 FAX 9516769482

MODEL SPECIFICATION
DIM: mm[In] SCL: 1/1 SH: 1 OF 1

APPROVED:
Y. SEKIGUCHI

PROPRIETARY NOTICE: THIS DRAWING PRINT OR DOCUMENT AND SUBJECT MATTER DISCLOSED HEREIN ARE PROPRIETARY ITEMS TO WHICH TAMURA RETAINS THE EXCLUSIVE RIGHT OF DISSEMINATION, REPRODUCTION, MANUFACTURE AND SALE. THIS DRAWING, PRINT OR DOCUMENT IS SUBMITTED IN CONFIDENCE FOR CONSIDERATION BY THE RECIPIENT ALONE UNLESS PERMISSION FOR FURTHER DISCLOSURE IS EXPRESSLY GRANTED IN WRITING.