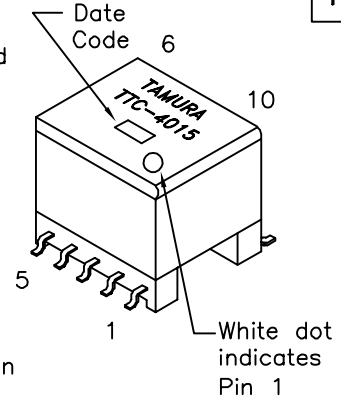


REV. Status
 PRELIMINARY
 02/03/00 MP
 PRELIMINARY 1
 CHANGED ISO
 AND E.
 07/31/00 MP

ADSL transformer designed for use with Analog Device ADSL IC chip AD20MSP910

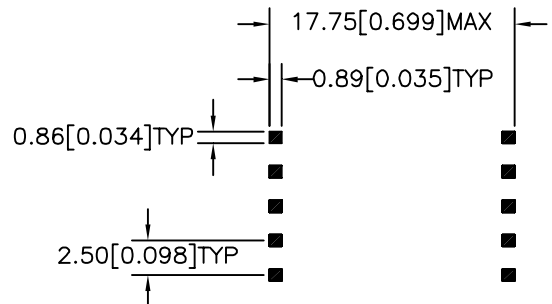
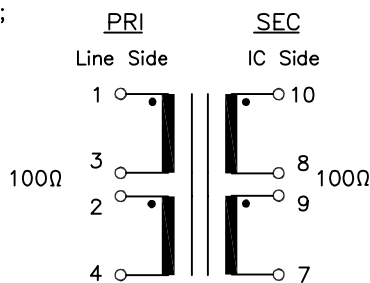
MODEL NUMBER
TTC-4015

- A. Electrical Specifications (@ 25°C)
1. Primary (Line side) Impedance; 100Ω
 2. Secondary (IC side) Impedance; 100Ω
 3. Frequency Response; ±1.1dB @ 30KHz to 1.1MHz, 0dBm
 4. Insertion Loss; 0.5dB MAX @ 100KHz, 0dBm
 5. Longitudinal Balance; 40dBm MIN @ 1KHz TO 1MHz, 0dBm (Per ITU method pin 7 grounded)
 6. Primary Open Circuit Inductance; 5.0mH ±10% @ 10KHz, 1.0Vrms Measured (1-4) with 2 and 3 shorted
 7. Leakage Inductance; 16μH MAX @ 100KHz, 0.1Vrms Measured (1-4) with 2 & 3, 8 & 9 and 7 & 10 shorted
 8. Total Harmonic Distortion; -80dB MAX @ 30KHz
 9. DC Resistance; (1-4)=3.0Ω MAX, with 2 & 3 shorted (7-10)=3.0Ω MAX, with 8 & 9 shorted
 10. Turns Ratio; (1-4):(7-10)=1:1.00±2% 2 & 3, and 8 & 9 shorted
 11. Dielectric Strength; 1875Vrms 1 second @ Pri to Sec

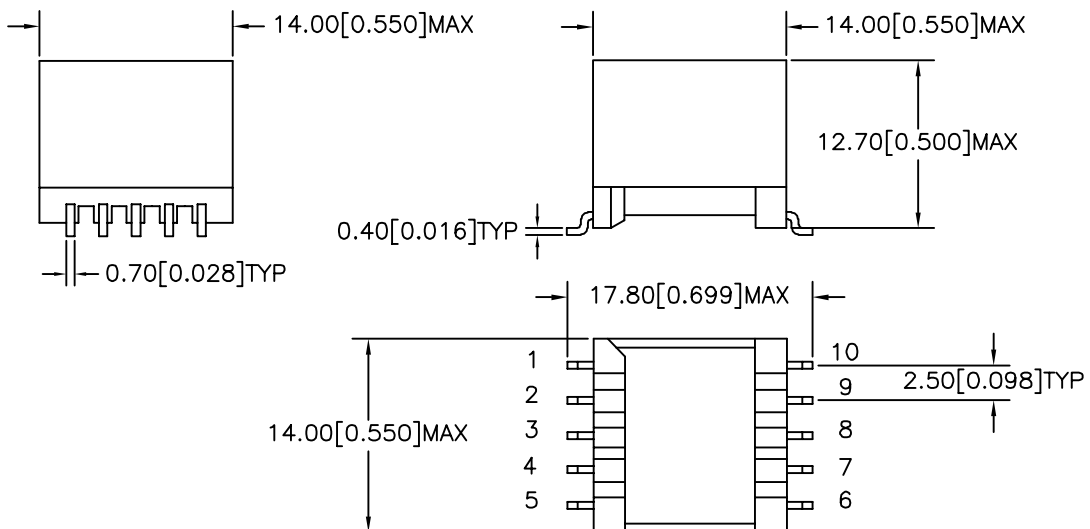


- B. Marking; TTC-4015, TAMURA, date code and country of origin
 C. Safety; Complies with UL1950 3rd Edition and IEC950

D. Schematic;



E. Mechanical Specifications;



PREPARED BY:

D. Rund

ENGINEER:

M. Pitchai

QUALITY CONTROL:

D. Kelley

APPROVED:

J. Coleman

DWG CONTROL NO.
 P-A1-12351
 ACAD\TTC\A1123511.DWG

REV
 PR1

ADSL
 TRANSFORMER

TAMURA CORPORATION OF AMERICA
 43352 BUSINESS PARK DRIVE, TEMECULA, CA. 92590-6624
 (909) 699-1270 FAX 9096769482

TTC-4015

MODEL SPECIFICATION

DIM: mm(In) SCL: 2/1 SH: 1 OF 1

PROPRIETARY NOTICE: THIS DRAWING PRINT OR DOCUMENT AND SUBJECT MATTER DISCLOSED HEREIN ARE PROPRIETARY ITEMS TO WHICH TAMURA RETAINS THE EXCLUSIVE RIGHT OF DISSEMINATION, REPRODUCTION, MANUFACTURE AND SALE. THIS DRAWING, PRINT OR DOCUMENT IS SUBMITTED IN CONFIDENCE FOR CONSIDERATION BY THE RECIPIENT ALONE UNLESS PERMISSION FOR FURTHER DISCLOSURE IS EXPRESSLY GRANTED IN WRITING.