

REV. Status

PRELIMINARY
01/12/00 NS

PRELIMINARY 1
CHANGED DESC,
A.3 - A.9,
AND DWG TO
SURFACE MOUNT
02/03/00 MP

PRELIMINARY 2
CHANGED TO
OPEN STYLE
EP-13 SMT
09/19/00 JC

HDSL transformer designed for use with Brooktree HDSL IC chip set BT8952 at 784Kbp rates

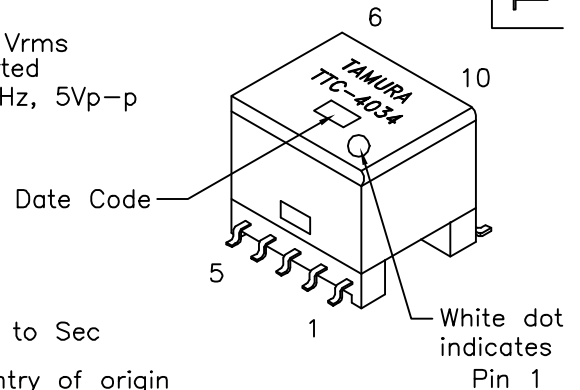
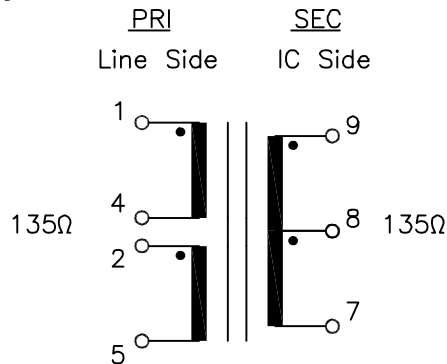
A. Electrical Specifications (@ 25° C)

1. Primary (Line side) Impedance; 135Ω
2. Secondary (IC side) Impedance; 135Ω
3. Longitudinal Balance; 53dB MIN @ 40KHz to 300KHz, 0dBm (Per ITU method pin 7 grounded)
4. Primary Open Circuit Inductance; 3mH ±4% @ 1KHz, 0.5Vrms Measured (1-5) with 2 and 4 shorted
5. Leakage Inductance; 20μH MAX @ 100KHz, 0.1Vrms Measured (1-5) with 4 & 2, and 9 & 7 shorted
6. Total Harmonic Distortion; -70dB MAX @ 100KHz, 5Vp-p
7. DC Resistance; (1-4)=0.95Ω ±10%
(2-4)=0.95Ω ±10%
(7-9)=1.88Ω ±10%
8. Turns Ratio; (1-4):(2-5)=1:1.00±2%
(1-5):(7-9)=1:1.00±2%
with 2 & 4 shorted
9. Dielectric Strength; 1875Vrms 1 second @ Pri to Sec

B. Marking; TTC-4034, TAMURA, date code and country of origin

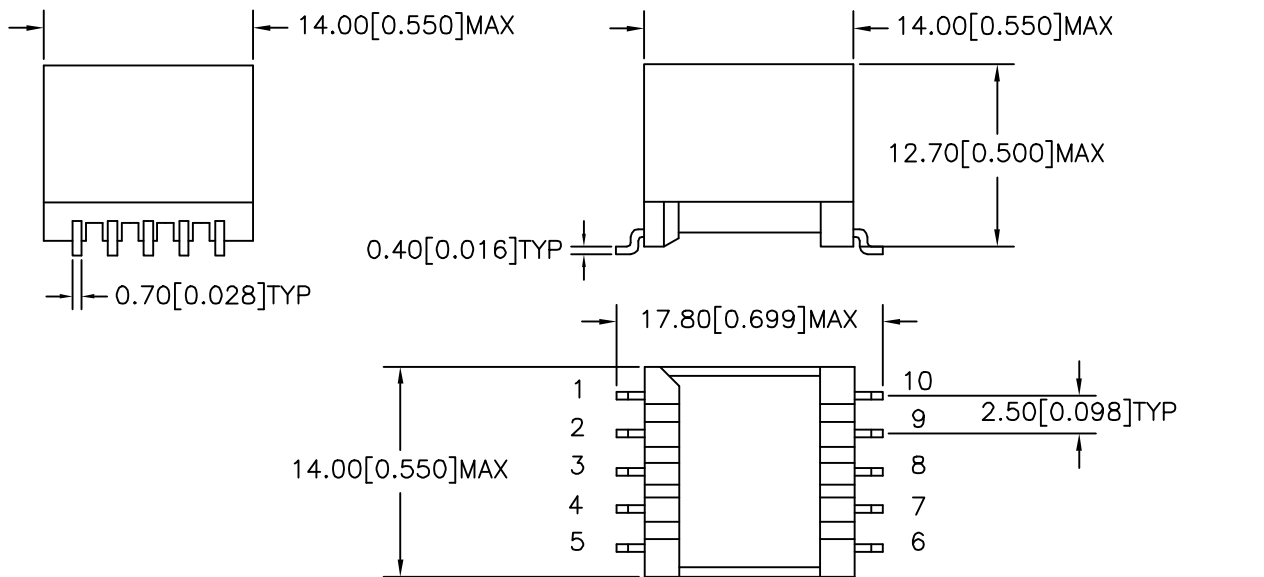
C. Safety; Complies with UL1950 3rd Edition and IEC950

D. Schematic



MODEL NUMBER
TTC-4034

E. Mechanical Specifications



PREPARED BY:

D. Rund

ENGINEER:

M. Pitchai

QUALITY CONTROL:

D. Kelley

APPROVED:

J. Coleman

DWG CONTROL NO.
P-A1-12299
ACAD\TTC\A1122991.DWG

REV
PR2

HDSL
TRANSFORMER

TAMURA CORPORATION OF AMERICA
43352 BUSINESS PARK DRIVE, TEMECULA, CA. 92590-6624
(909) 699-1270 FAX 9096769482

TTC-4034

MODEL SPECIFICATION

DIM: mm(in) SCL: 2/1 SH: 1 OF 1

PROPRIETARY NOTICE: THIS DRAWING PRINT OR DOCUMENT AND SUBJECT MATTER DISCLOSED HEREIN ARE PROPRIETARY ITEMS TO WHICH TAMURA RETAINS THE EXCLUSIVE RIGHT OF DISSEMINATION, REPRODUCTION, MANUFACTURE AND SALE. THIS DRAWING, PRINT OR DOCUMENT IS SUBMITTED IN CONFIDENCE FOR CONSIDERATION BY THE RECIPIENT ALONE UNLESS PERMISSION FOR FURTHER DISCLOSURE IS EXPRESSLY GRANTED IN WRITING.